

## WAY MA Cautious Portfolio E Acc

### Fund Information

**Sector**  
IA Mixed Investment 20-60% Shares

**Manager's Name**  
Sean Standen

**Date Manager Appointed**  
Apr 2017

**Launch Date**  
Dec 2012

**Fund Size (£m)**  
£23.80

**Yield\*** (See page2)  
0.00 %

**XD Dates**  
Apr 01

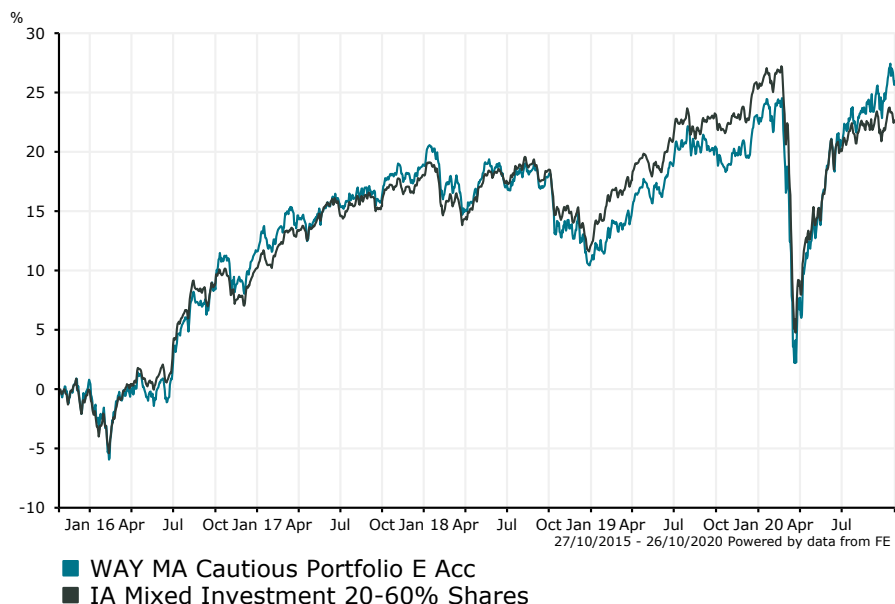
**Last Distribution**  
01/04/20 (XD Date)  
31/05/20 (Pay Date)  
0.00(Distribution)

**OCF**  
1.84 %

### Fund Aim

The objective of the Company is to seek a high level of capital growth  
**Sector:** IA Mixed Investment 20-60% Shares

### Performance



**Morningstar Analyst Rating**  
N/A

**FE Crown Rating**  

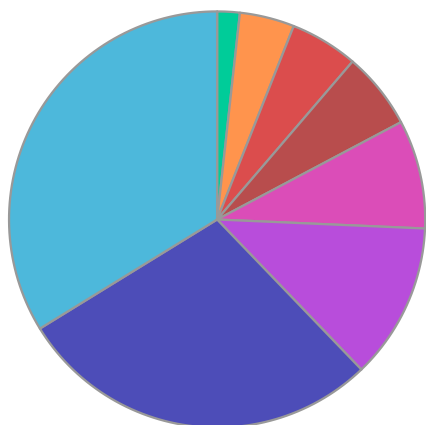

Discrete Performance - 12 months to 31/12/19					
	2019	2018	2017	2016	2015
Fund	10.85	-6.92	6.58	10.72	3.18
Stock Sector Average	11.84	-5.10	7.16	10.32	1.21

Cumulative Performance to 30/09/20					
	1 Yr	2 Yrs	3 Yrs	4 Yrs	5 Yrs
Fund	3.22	5.45	7.30	14.34	28.83
Stock Sector Average	-1.19	2.77	5.45	11.94	25.49

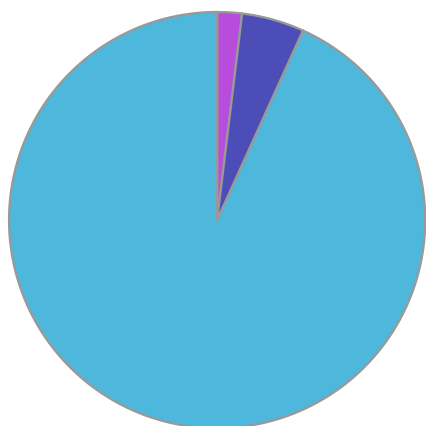
Performance Analysis - Annualised 3 years					
	Growth Rate %	Volatility	Alpha	Beta	Sharpe
Fund	2.38	9.40	0.49	1.08	0.00
Stock Sector Average	1.78	8.49	0.00	1.00	0.00

**WAY MA Cautious Portfolio E Acc**

**Fund Composition**



	(%)
UK	33.78
International	28.41
Europe ex UK	12.12
USA	8.44
Pacific ex-Japan	5.97
Japan	5.28
Global Emerging Markets	4.25
Money Market	1.75



	(%)
Mutual Funds	93.23
Exchange Traded Funds (ETF)	4.86
Money Market	1.92

**Largest Holdings**

Holdings	(%)
SCHRODER ISF STRATEGIC CREDIT C ACC NAV GBP	8.37
FIDELITY INDEX US P	8.11
VANGUARD GLOBAL BOND INDEX HEDGED ACC GBP	5.21
LIONTRUST SPECIAL SITUATIONS I INC	4.92
GS EMERGING MARKETS EQUITY PORTFOLIO R GBP	4.12

Holdings	(%)
BLACKROCK EUROPEAN DYNAMIC FD ACC	4.03
LF MAJEDIE UK FOCUS X ACC GBP	3.99
TROJAN O INC	3.91
JANUS HENDERSON HORIZON STRATEGIC BOND IU2 H GBP	3.89
BLACKROCK EUROPEAN ABSOLUTE ALPHA D ACC	3.61

\* Data supplied by fund managers regarding fixed interests funds may not specify yield type. As the provision of redemption yield is an FCA regulatory requirement Novia assumes these are used.

**Important Information**

Performance details and yields are as at 30/09/2020. Performance figures are inclusive of net reinvested income. Source: FE. This document is designed only for professional investors and experienced advisers. The value of investments and the income gained may fluctuate. Investors may not get back the full amount invested. Past performance is not a guide to the future.