

## Marlborough **Balanced P Acc**

### Fund Information

**Sector**

IA Mixed Investment 40-85% Shares

**Manager's Name**

 Nicholas Cooling  
 Gurjit Soggi  
 Rajesh Manon  
 Sarah Todino

**Date Manager Appointed**

Mar 1993

**Launch Date**

Jan 2013

**Fund Size (£m)**

£64.29

**Yield\*** (See page2)

1.15 %

**XD Dates**

Mar 02, Aug 30, Feb 28

**Last Distribution**

 02/03/20 (XD Date)  
 30/04/20 (Pay Date)  
 2.54(Distribution)

**OCF**

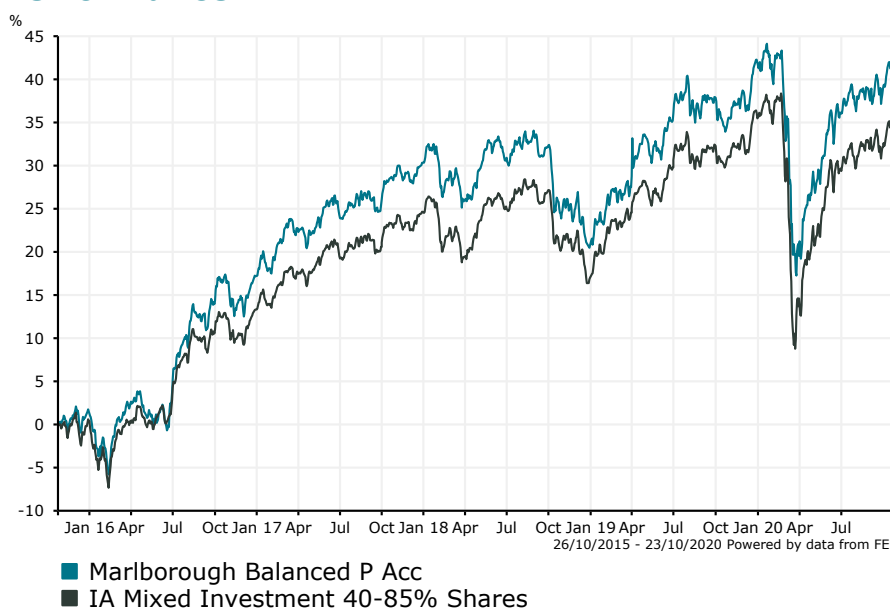
1.36 %

### Fund Aim

The aim of the Fund is to increase the value of your investment over any 5 year period, through a combination of capital growth, that is, profit on investments, and some income, that is, money paid out of an investment, such as interest from bonds or dividends from shares. The Fund aims to outperform the average of the IA Mixed Investment 40-85% Shares sector, after charges, over any 5 year period. However, there is no certainty this will be achieved.

**Sector:** IA Mixed Investment 40-85% Shares

### Performance



**Morningstar Analyst Rating**  
N/A

**FE Crown Rating**  


#### Discrete Performance - 12 months to 31/12/19

	2019	2018	2017	2016	2015
Fund	17.82	-7.56	11.24	15.15	4.63
Stock Sector Average	15.78	-6.11	9.98	12.87	2.66

#### Cumulative Performance to 30/09/20

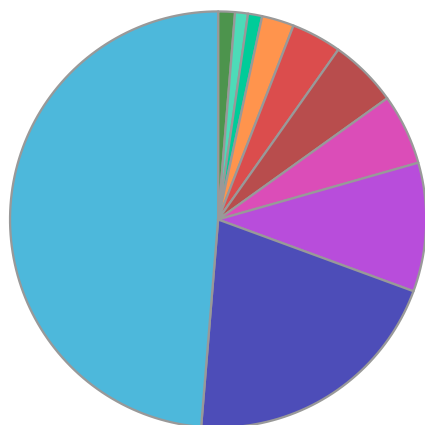
	1 Yr	2 Yrs	3 Yrs	4 Yrs	5 Yrs
Fund	0.71	5.13	10.75	21.90	44.71
Stock Sector Average	-0.19	4.00	9.56	19.52	37.92

#### Performance Analysis - Annualised 3 years

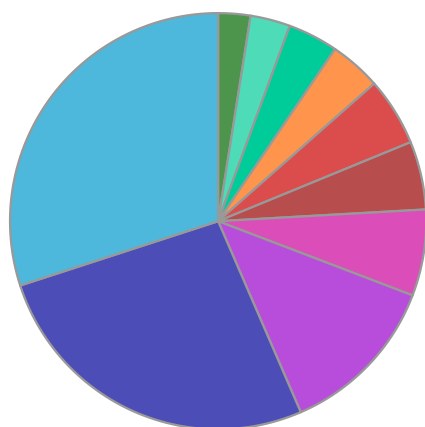
	Growth Rate %	Volatility	Alpha	Beta	Sharpe
Fund	3.46	11.66	0.23	1.06	0.00
Stock Sector Average	3.09	10.81	0.00	1.00	0.00

**Marlborough Balanced P Acc**

**Fund Composition**



	(%)
International Equities	48.70
UK Equities	20.70
Global Fixed Interest	10.00
UK Fixed Interest	5.50
Cash & Cash Equivalents	5.30
Others	3.90
Exchange Traded Funds (ETF)	2.50
Others	1.10
Alternative Investment Strategies	1.00
Others	1.30



	(%)
North America	30.00
UK	26.50
Europe ex UK	12.70
Emerging Asia	6.70
Money Market	5.30
Japan	5.30
Others	4.00
Not Specified	3.90
Asia	3.10
Not Specified	2.50

**Largest Holdings**

Holdings	(%)
MARLBOROUGH US MULTI-CAP INCOME P INC	17.08
ISHARES PLC ISHARES CORE FTSE100 UCITS ETF GBP DIST	7.05
MARLBOROUGH EMERGING MARKETS TRUST P INC	6.17
MARLBOROUGH FAR EAST GROWTH P ACC	6.05
MARLBOROUGH GLOBAL BOND P ACC	5.93

Holdings	(%)
ISHARES PLC ISHARES CORE £ CORP BOND UCITS ETF GBP DIST	4.24
MARLBOROUGH MULTI-CAP GROWTH P INC	4.20
ISHARES VII PLC CORE S&P 500 UCITS ETF GBP ACC	3.92
XTRACKERS (IE) PUBLIC LIMITED COMPANY S&P EUROPE EX UK ETF	3.54
JPM JAPAN C ACC	3.53

\* Data supplied by fund managers regarding fixed interests funds may not specify yield type. As the provision of redemption yield is an FCA regulatory requirement Novia assumes these are used.

**Important Information**

Performance details and yields are as at 30/09/2020. Performance figures are inclusive of net reinvested income. Source: FE. This document is designed only for professional investors and experienced advisers. The value of investments and the income gained may fluctuate. Investors may not get back the full amount invested. Past performance is not a guide to the future.