

## Marlborough Bond Income P Inc

### Fund Information

**Sector**

IA Sterling Corporate Bond

**Manager's Name**

 Geoff Hitchin  
 Danny Fox  
 Niall McDermott

**Date Manager Appointed**

Sep 1998

**Launch Date**

Jan 2013

**Fund Size (£m)**

£28.97

**Yield\*** (See page2)

3.60 %

**XD Dates**

Sep 01, Jun 01, Mar 02, Dec 02

**Last Distribution**

 01/09/20 (XD Date)  
 31/10/20 (Pay Date)  
 0.36(Distribution)

**OCF**

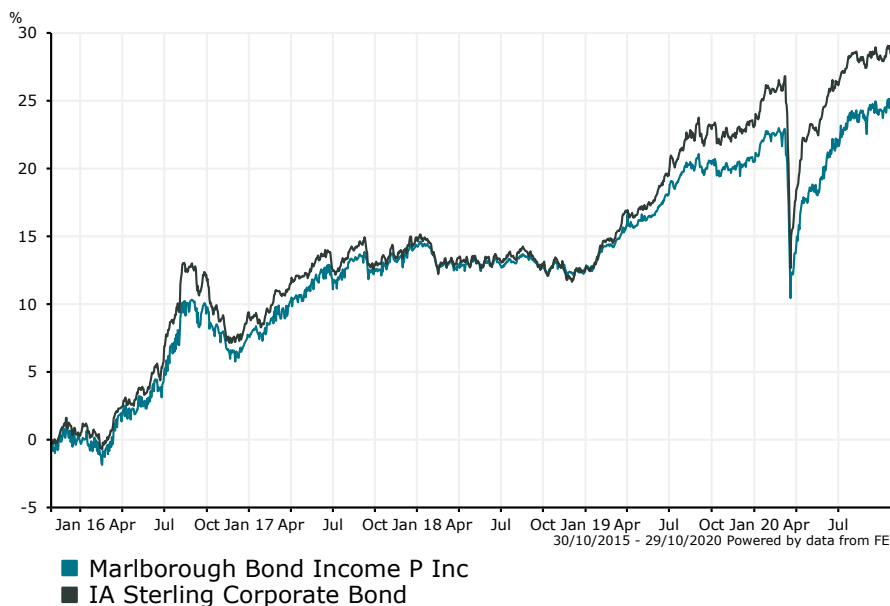
0.84 %

### Fund Aim


The aim of the Fund is to provide income, that is, money paid out from an investment as interest, with the potential for some capital growth, that is, to increase the value of your investment. The Fund aims to outperform the average of the IA Sterling Corporate Bond sector over any 5 year period, after any charges have been taken out of the Fund. However, there is no certainty this will be achieved.

**Sector:** IA Sterling Corporate Bond

### Performance



**Morningstar Analyst Rating**  
 N/A

**FE Crown Rating**  


#### Discrete Performance - 12 months to 31/12/19

	2019	2018	2017	2016	2015
Fund	7.05	-1.62	6.17	7.58	1.26
Stock Sector Average	9.49	-2.22	5.06	9.08	-0.27

#### Cumulative Performance to 30/09/20

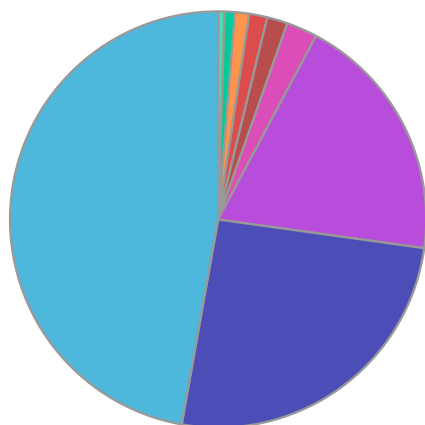
	1 Yr	2 Yrs	3 Yrs	4 Yrs	5 Yrs
Fund	3.19	10.20	10.65	13.80	24.69
Stock Sector Average	4.21	13.60	13.72	14.41	28.39

#### Performance Analysis - Annualised 3 years

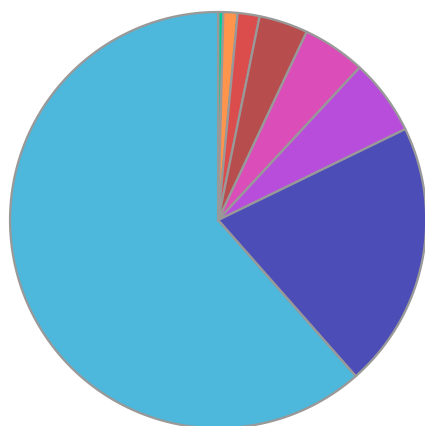
	Growth Rate %	Volatility	Alpha	Beta	Sharpe
Fund	3.43	5.42	-0.67	0.94	0.00
Stock Sector Average	4.38	5.61	0.00	1.00	0.16

**Marlborough Bond Income P Inc**

**Fund Composition**



	(%)
UK	47.20
Europe ex UK	25.60
North America	19.40
Australasia	2.40
Others	1.60
Emerging Asia	1.40
Money Market	1.10
Central & S America	0.80
Japan	0.50



	(%)
BBB	61.50
A	20.70
AA	5.90
Non-Rated	4.90
BB	3.80
AAA	1.70
Money Market	1.10
Others	0.40

**Largest Holdings**

Holdings	(%)
ENEL-SOCIETA PER AZIONI SER`32`5.75% NTS 22/06/37 GBP1000	1.94
VERIZON COMMUNICATIONS INC 3.375% BDS 27/10/36 GBP100000	1.91
MCDONALD`S CORP 5.875% EUR MED TERM NTS 23/4/32 GBP1000	1.77
SKY LTD 4% BDS 26/11/29 GBP100000	1.71
CRH FINANCE (UK) PLC 4.125% BDS 02/12/29 GBP1000	1.67

Holdings	(%)
AT&T INC 4.375% NTS 14/09/29 GBP1000	1.67
ENGIE SA 7% BDS 30/10/28 GBP50000	1.51
AMERICAN INTERNATIONAL GROUP INC 5% EMTN 26/04/23 GBP50000	1.51
CITIGROUP INC 5.15% EURO MED TRM NTS 21/5/26 GBP1000	1.51
ORANGE SA 5.75% UNDATED NTS GBP100000	1.50

\* Data supplied by fund managers regarding fixed interests funds may not specify yield type. As the provision of redemption yield is an FCA regulatory requirement Novia assumes these are used.

**Important Information**

Performance details and yields are as at 30/09/2020. Performance figures are inclusive of net reinvested income. Source: FE. This document is designed only for professional investors and experienced advisers. The value of investments and the income gained may fluctuate. Investors may not get back the full amount invested. Past performance is not a guide to the future.