

## Marlborough Cautious P Inc

### Fund Information

**Sector**

IA Mixed Investment 20-60% Shares

**Manager's Name**

 Gurjit Soggi  
 Nicholas Cooling  
 Rajesh Manon  
 Sarah Todino

**Date Manager Appointed**

Oct 2000

**Launch Date**

Jan 2013

**Fund Size(£m)**

£6.75

**Yield\*** (See page2)

2.23 %

**XD Dates**

Apr 30, Oct 31

**Last Distribution**

 30/04/20 (XD Date)  
 30/06/20 (Pay Date)  
 0.82(Distribution)

**OCF**

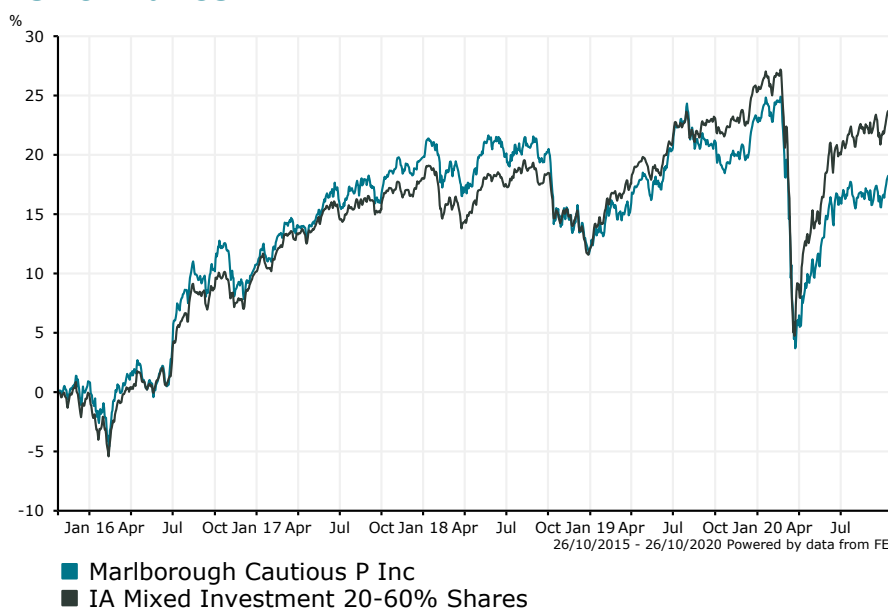
1.60 %

### Fund Aim

The aim of the Fund is to increase the value of your investment over any 5 year period, through a combination of income, that is, money paid out of an investment, such as interest from bonds or dividends from shares and some capital growth, that is, profit on investments. The Fund aims to outperform the average of the IA Mixed Investment 20-60% Shares sector, after charges, over any 5 year period. However, there is no certainty this will be achieved.

**Sector:** IA Mixed Investment 20-60% Shares


### Performance



**Morningstar Analyst Rating**

N/A

**FE Crown Rating**



#### Discrete Performance - 12 months to 31/12/19

	2019	2018	2017	2016	2015
Fund	10.13	-6.76	8.12	9.72	1.99
Stock Sector Average	11.84	-5.10	7.16	10.32	1.21

#### Cumulative Performance to 30/09/20

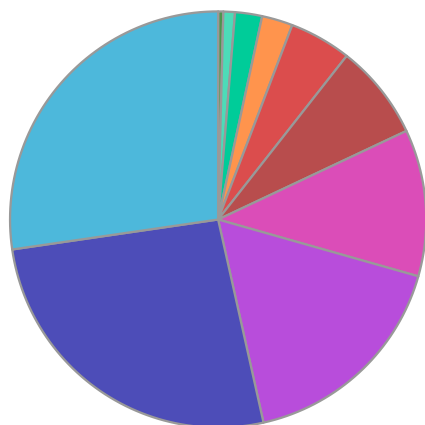
	1 Yr	2 Yrs	3 Yrs	4 Yrs	5 Yrs
Fund	-3.96	-3.16	0.23	5.45	19.35
Stock Sector Average	-1.19	2.77	5.45	11.94	25.49

#### Performance Analysis - Annualised 3 years

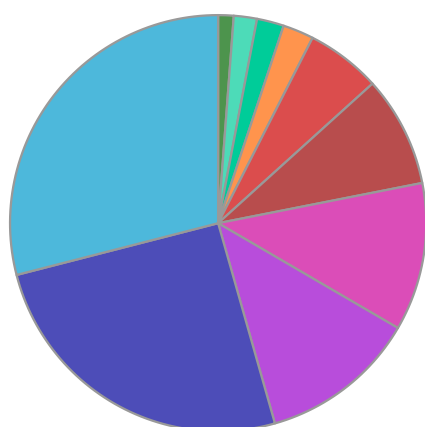
	Growth Rate %	Volatility	Alpha	Beta	Sharpe
Fund	0.08	9.87	-1.82	1.13	0.00
Stock Sector Average	1.78	8.49	0.00	1.00	0.00

**Marlborough Cautious P Inc**

**Fund Composition**



	(%)
International Equities	27.30
Global Fixed Interest	26.20
UK Equities	17.10
Cash & Cash Equivalents	11.40
UK Fixed Interest	7.40
Others	4.80
Others	2.40
Exchange Traded Funds (ETF)	2.10
UK Gilts	0.90
Property	0.40



	(%)
North America	29.00
UK	25.40
Europe ex UK	12.20
Money Market	11.50
Others	8.60
Japan	5.80
Not Specified	2.40
Not Specified	2.10
Emerging Asia	1.80
Asia	1.20

**Largest Holdings**

Holdings	(%)
ALLIANZ STRATEGIC BOND C	7.93
FRANKLIN UK EQUITY INCOME W INC	7.73
SCHRODER STERLING CORPORATE BOND Z ACC	7.22
ROYAL LONDON SHORT TERM MONEY MARKET Y ACC	6.70
M&G GLOBAL MACRO BOND I INC GBP	6.18

Holdings	(%)
WELLS FARGO WORLDWIDE USD INVESTMENT GRADE CREDIT FUND I INC USD	5.72
ISHARES PLC ISHARES S&P 500 UCITS ETF GBP DIST	4.36
VANGUARD GLOBAL CREDIT BOND INV HEDGED ACC GBP	4.32
ARTEMIS US SELECT I ACC GBP	4.20
FIDELITY FAST EUROPE I ACC EUR	3.69

\* Data supplied by fund managers regarding fixed interests funds may not specify yield type. As the provision of redemption yield is an FCA regulatory requirement Novia assumes these are used.

**Important Information**

Performance details and yields are as at 30/09/2020. Performance figures are inclusive of net reinvested income. Source: FE. This document is designed only for professional investors and experienced advisers. The value of investments and the income gained may fluctuate. Investors may not get back the full amount invested. Past performance is not a guide to the future.