

Marlborough Emerging Mkts Tst P Inc

Fund Information

Sector

IA Global Emerging Markets

Manager's Name

 Sally Macdonald
 Jing Liang

Date Manager Appointed

Oct 2018

Launch Date

Jan 2013

Fund Size(£m)

£6.74

Yield* (See page2)

1.75 %

XD Dates

Mar 10

Last Distribution

10/03/20 (XD Date)

10/05/20 (Pay Date)

5.49(Distribution)

OCF

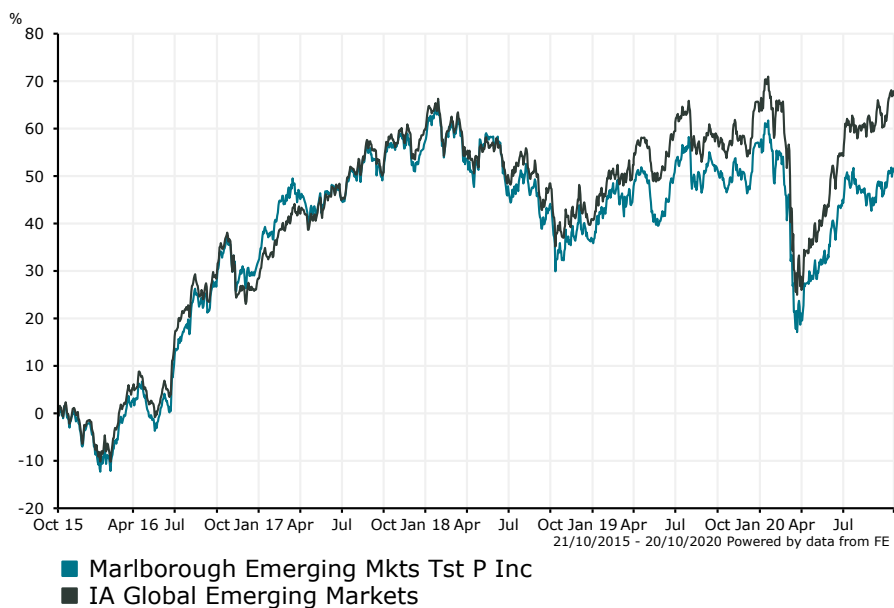
1.15 %

Fund Aim

The aim of the Fund is to provide capital growth, that is, to increase the value of your investment over a minimum of 10 years. The Fund aims to outperform the average of the IA Global Emerging Markets sector over any 5 year period, however, there is no certainty this will be achieved.

Sector: IA Global Emerging Markets

Performance


Morningstar Analyst Rating

N/A

FE Crown Rating

Discrete Performance - 12 months to 31/12/19

	2019	2018	2017	2016	2015
Fund	13.93	-12.53	19.09	34.37	-3.43
Stock Sector Average	16.04	-11.78	24.43	30.84	-10.19

Cumulative Performance to 30/09/20

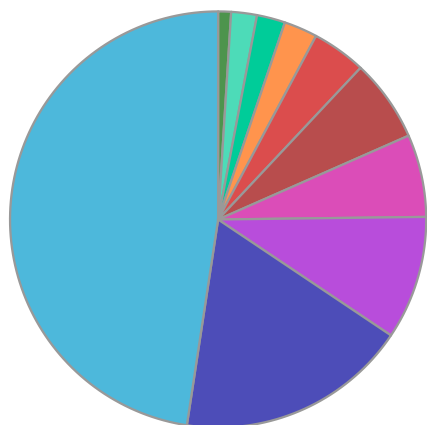
	1 Yr	2 Yrs	3 Yrs	4 Yrs	5 Yrs
Fund	-2.59	2.80	-1.62	16.68	58.64
Stock Sector Average	1.97	8.64	7.00	25.63	71.46

Performance Analysis - Annualised 3 years

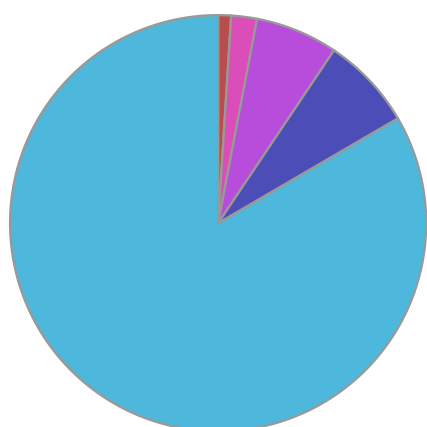
	Growth Rate %	Volatility	Alpha	Beta	Sharpe
Fund	-0.54	16.30	-2.75	1.04	-0.01
Stock Sector Average	2.28	15.28	0.00	1.00	0.00

Marlborough Emerging Mkts Tst P Inc

Fund Composition



	(%)
Emerging Asia	47.60
Asia	18.00
Others	9.60
Money Market	6.40
North America	6.40
European Emerging Markets	4.20
Central & S America	2.60
Middle East/ Africa	2.20
Not Specified	2.00
UK	1.00



	(%)
International Equities	83.40
Others	7.20
Cash & Cash Equivalents	6.40
Others	2.00
UK Equities	1.00

Largest Holdings

Holdings	(%)
ALIBABA GROUP HLDG LTD	5.96
SAMSUNG ELECTRONICS CO	4.82
TAIWAN SEMICONDUCTOR MANUFACTURING	3.58
ESCORTS	2.96
XINYI GLASS HLDGS	2.91

Holdings	(%)
TENCENT HLDGS LTD	2.88
HENGAN INTL GROUP CO LTD	2.43
INARI AMERTRON BHD	2.24
HKBN LTD	2.20
XTRACKERS X HARVEST CSI300 USD	2.11

* Data supplied by fund managers regarding fixed interests funds may not specify yield type. As the provision of redemption yield is an FCA regulatory requirement Novia assumes these are used.

Important Information

Performance details and yields are as at 30/09/2020. Performance figures are inclusive of net reinvested income. Source: FE. This document is designed only for professional investors and experienced advisers. The value of investments and the income gained may fluctuate. Investors may not get back the full amount invested. Past performance is not a guide to the future.