

Marlborough Global P Acc

Fund Information

Sector
IA Global

Manager's Name
Gurjit Soggi
Nicholas Cooling
Rajesh Manon
Sarah Todino

Date Manager Appointed
Feb 1999

Launch Date
Jan 2013

Fund Size (£m)
£22.11

Yield* (See page2)
0.57 %

XD Dates
Jun 30, Dec 31

Last Distribution
30/06/20 (XD Date)
31/08/20 (Pay Date)
1.34(Distribution)

OCF
1.55 %

Morningstar Analyst Rating

N/A

FE Crown Rating



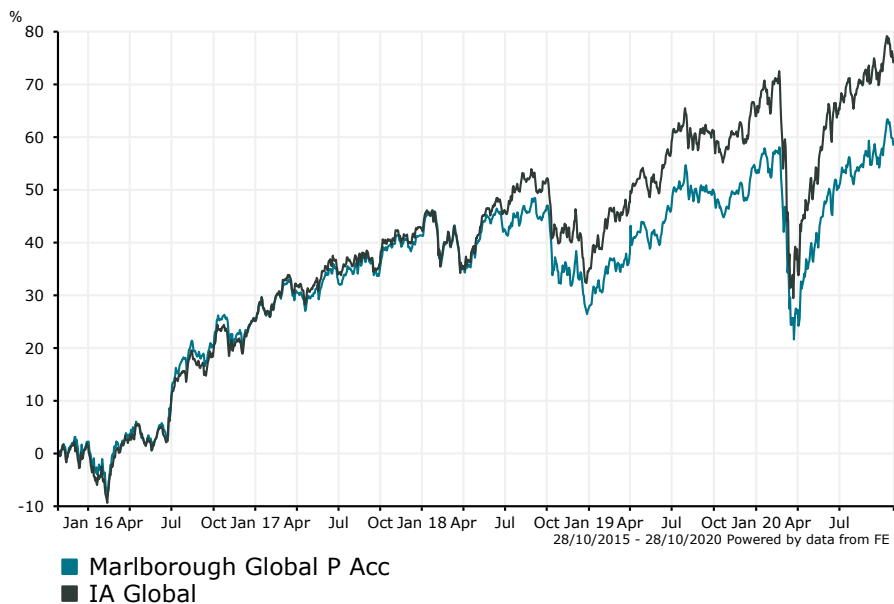
Fund Aim

The aim of the Fund is to increase the value of your investment, over any 5 year period. The Fund aims to outperform the average of the IA Global sector, after charges, over any 5 year period.

However, there is no certainty this will be achieved.

Sector: IA Global

Performance



Discrete Performance - 12 months to 31/12/19

	2019	2018	2017	2016	2015
Fund	20.81	-10.20	12.47	23.00	3.36
Stock Sector Average	21.92	-5.72	14.02	23.33	2.77

Cumulative Performance to 30/09/20

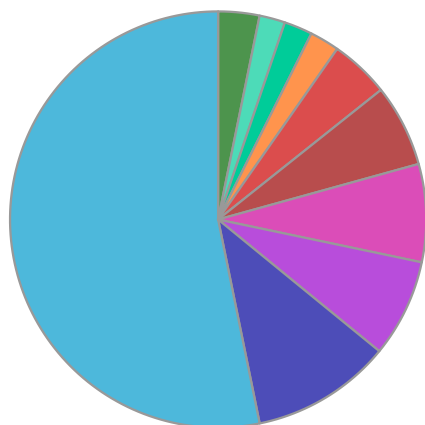
	1 Yr	2 Yrs	3 Yrs	4 Yrs	5 Yrs
Fund	4.66	7.49	16.74	30.21	66.26
Stock Sector Average	7.19	13.60	26.81	45.73	83.83

Performance Analysis - Annualised 3 years

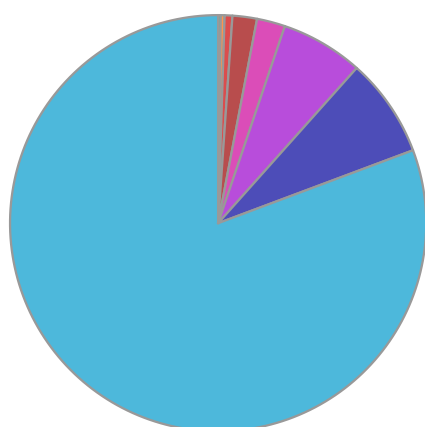
	Growth Rate %	Volatility	Alpha	Beta	Sharpe
Fund	5.30	15.52	-3.33	1.10	0.12
Stock Sector Average	8.24	13.76	0.00	1.00	0.34

Marlborough **Global P Acc**

Fund Composition



	(%)
North America	53.20
Europe ex UK	10.90
Japan	7.60
UK	7.60
Not Specified	6.40
Emerging Asia	4.60
Asia	2.30
Money Market	2.20
Others	2.00
Others	3.20



	(%)
International Equities	80.70
UK Equities	7.70
Others	6.40
Cash & Cash Equivalents	2.20
Exchange Traded Funds (ETF)	1.90
Others	0.60
Property	0.30
Alternative Investment Strategies	0.20

Largest Holdings

Holdings	(%)
ARTEMIS US SELECT I ACC GBP	17.03
ISHARES PLC ISHARES S&P 500 UCITS ETF GBP DIST	12.09
WELLS FARGO WORLDWIDE US ALL CAP GROWTH I USD	11.01
FIDELITY ASIA PACIFIC OPPORTUNITIES W ACC	5.56
JPM JAPAN C ACC	5.21

Holdings	(%)
CFP SDL UK BUFFETTOLOGY GENERAL ACC	4.80
ISHARES IV PLC ISHARES HEALTHCARE INNOVATION UCITS ETF GBP	4.76
MAN GLG CONTINENTAL EUROPEAN GROWTH C PROFESSIONAL	4.75
JPM EMERGING MARKETS C ACC	4.68
FIDELITY FAST EUROPE I ACC EUR	4.28

* Data supplied by fund managers regarding fixed interests funds may not specify yield type. As the provision of redemption yield is an FCA regulatory requirement Novia assumes these are used.

Important Information

Performance details and yields are as at 30/09/2020. Performance figures are inclusive of net reinvested income. Source: FE. This document is designed only for professional investors and experienced advisers. The value of investments and the income gained may fluctuate. Investors may not get back the full amount invested. Past performance is not a guide to the future.