

Marlborough UK Micro Cap Gwth P Acc

Fund Information

Sector

IA UK Smaller Companies

Manager's Name

 Giles Hargreave
 Guy Feld

Date Manager Appointed

Oct 2004

Launch Date

Jan 2013

Fund Size(£m)

£1083.90

Yield* (See page2)

0.27 %

XD Dates

Jul 31

Last Distribution

31/07/20 (XD Date)

30/09/20 (Pay Date)

2.27(Distribution)

OCF

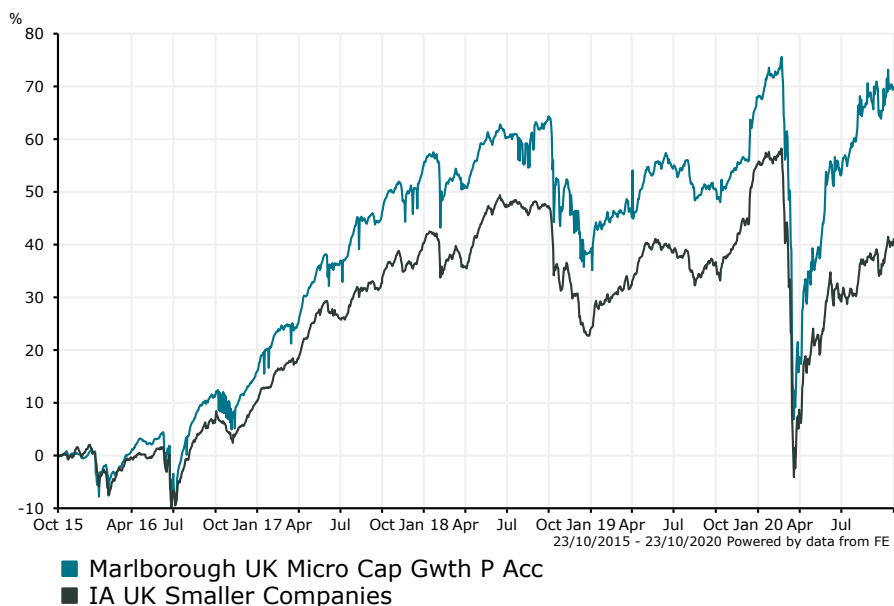
0.78 %

Fund Aim

The aim of the Fund is to increase the value of your investment by more than any increase in the FTSE SmallCap Index (ex-Investment Companies), after any charges have been taken out of the Fund, over any 5 year period. However, there is no certainty this will be achieved.

Sector: IA UK Smaller Companies

Performance


Morningstar Analyst Rating

N/A

FE Crown Rating

Discrete Performance - 12 months to 31/12/19

	2019	2018	2017	2016	2015
Fund	21.19	-10.13	33.29	15.05	13.92
Stock Sector Average	25.34	-11.70	27.18	8.05	14.86

Cumulative Performance to 30/09/20

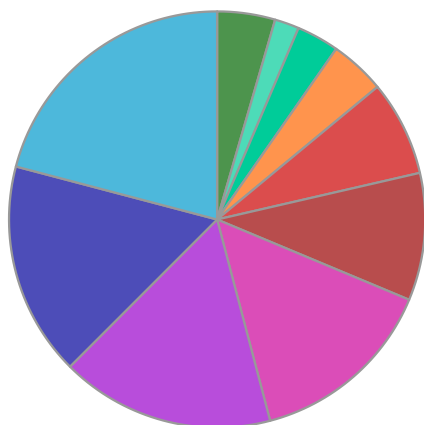
	1 Yr	2 Yrs	3 Yrs	4 Yrs	5 Yrs
Fund	9.86	0.89	13.94	48.92	67.36
Stock Sector Average	-0.37	-7.46	2.50	28.13	38.10

Performance Analysis - Annualised 3 years

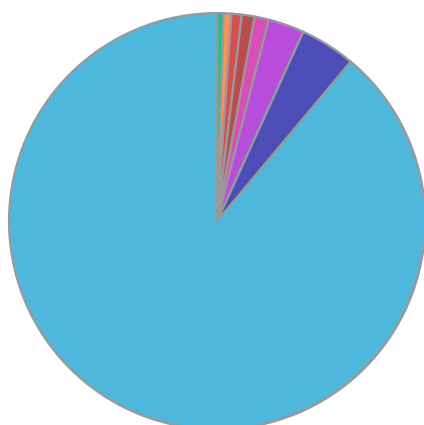
	Growth Rate %	Volatility	Alpha	Beta	Sharpe
Fund	4.45	21.62	3.79	1.04	0.04
Stock Sector Average	0.83	20.19	0.00	1.00	-0.01

Marlborough UK Micro Cap Gwth P Acc

Fund Composition



	(%)
Consumer Discretionary	20.90
Industrials	16.60
Technology	16.60
Financials	14.60
Health Care	9.90
Basic Materials	7.40
Energy	4.30
Others	3.30
Utilities	1.90
Others	4.50



	(%)
UK	88.90
Others	4.30
North America	2.80
Money Market	1.10
Australasia	1.00
Europe ex UK	0.80
Middle East/ Africa	0.60
Asia	0.50

Largest Holdings

Holdings	(%)
S4 CAPITAL PLC	3.51
IMIMOBILE PLC	3.00
SCA INVESTMENTS LTD	2.59
GAMES WORKSHOP GROUP	2.49
FUTURE PLC	2.36

Holdings	(%)
IMPAX ASSET MANAGEMENT GROUP PLC	2.27
DISCOVERIE GROUP PLC	2.24
GLOBALDATA PLC	2.03
KNIGHTS GROUP HLDGS PLC	1.98
AUGEAN	1.92

* Data supplied by fund managers regarding fixed interests funds may not specify yield type. As the provision of redemption yield is an FCA regulatory requirement Novia assumes these are used.

Important Information

Performance details and yields are as at 30/09/2020. Performance figures are inclusive of net reinvested income. Source: FE. This document is designed only for professional investors and experienced advisers. The value of investments and the income gained may fluctuate. Investors may not get back the full amount invested. Past performance is not a guide to the future.