

MFM UKPrimryOps P I

Fund Information

Sector

IA UK All Companies

Manager's Name

 Bob Brown
 Oliver Brown
 Alan Beaney

Date Manager Appointed

Jan 1996

Launch Date

Jan 2013

Fund Size(£m)

£18.48

Yield* (See page2)

2.55 %

XD Dates

Jul 31, Jan 31

Last Distribution

 31/07/20 (XD Date)
 30/09/20 (Pay Date)
 3.75(Distribution)

TER

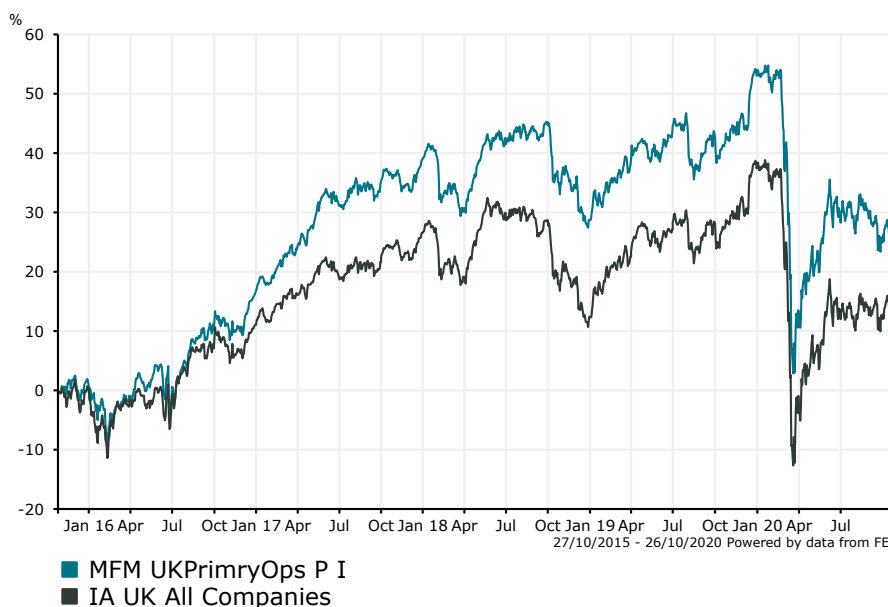
-

Fund Aim

The aim of the Fund is to outperform the FTSE All Share Index over any 5 year period, after any charges have been taken out of the Fund. However, there is no certainty this will be achieved.

Sector: IA UK All Companies

Performance



Discrete Performance - 12 months to 31/12/19

	2019	2018	2017	2016	2015
Fund	18.92	-7.20	19.36	13.98	7.61
Stock Sector Average	22.24	-11.19	13.99	10.82	4.86

Cumulative Performance to 30/09/20

	1 Yr	2 Yrs	3 Yrs	4 Yrs	5 Yrs
Fund	-12.84	-13.77	-7.26	13.47	31.40
Stock Sector Average	-12.76	-12.78	-7.95	4.61	16.90

Performance Analysis - Annualised 3 years

	Growth Rate %	Volatility	Alpha	Beta	Sharpe
Fund	-2.48	16.05	0.02	0.93	-0.01
Stock Sector Average	-2.72	16.89	0.00	1.00	-0.01

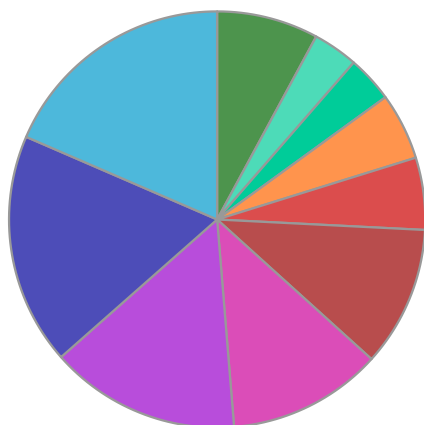
Morningstar Analyst Rating

N/A

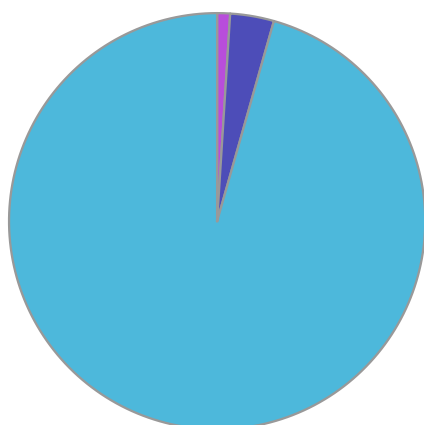
FE Crown Rating


MFM UKPrimryOps P I

Fund Composition



	(%)
Health Care	18.50
Financials	18.00
Industrials	14.80
Consumer Discretionary	12.00
Consumer Staples	10.90
Energy	5.60
Basic Materials	5.20
Cash & Cash Equivalents	3.60
Telecommunications	3.50
Others	7.90



	(%)
UK Equities	95.60
Cash & Cash Equivalents	3.40
Property	1.00

Largest Holdings

Holdings	(%)
ASTRAZENECA PLC	4.63
ROYAL DUTCH SHELL PLC	2.97
GLAXOSMITHKLINE	2.92
DIAGEO	2.58
BRITISH AMERICAN TOBACCO	2.45

Holdings	(%)
BP	2.36
HSBC HLDGS	2.32
RIO TINTO	2.22
UNILEVER	2.16
BHP GROUP PLC	2.16

* Data supplied by fund managers regarding fixed interests funds may not specify yield type. As the provision of redemption yield is an FCA regulatory requirement Novia assumes these are used.

Important Information

Performance details and yields are as at 30/09/2020. Performance figures are inclusive of net reinvested income. Source: FE. This document is designed only for professional investors and experienced advisers. The value of investments and the income gained may fluctuate. Investors may not get back the full amount invested. Past performance is not a guide to the future.