

## Slater Income P Inc

### Fund Information

**Sector**

IA UK Equity Income

**Manager's Name**

 Mark Slater  
 Ralph Baber  
 Barrie Newton  
 Nigel Milton  
 Tim Freeborn

**Date Manager Appointed**

Sep 2011

**Launch Date**

Dec 2012

**Fund Size (£m)**

£77.65

**Yield\*** (See page2)

4.27 %

**XD Dates**

Aug 03, May 01, Feb 03, Nov 01

**Last Distribution**

03/08/20 (XD Date)

30/09/20 (Pay Date)

1.04(Distribution)

**OCF**

0.81 %

**Morningstar Analyst Rating**

N/A

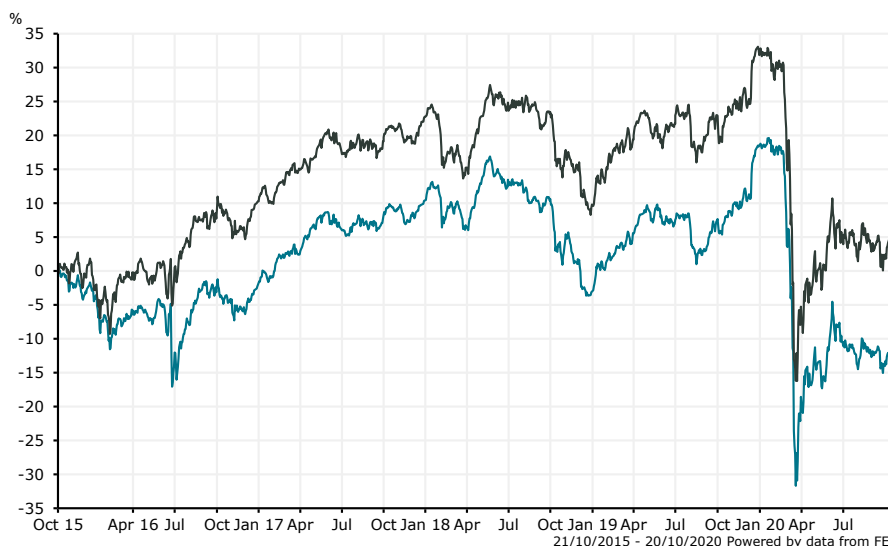
**FE Crown Rating**


### Fund Aim

To produce an attractive and increasing level of income while additionally seeking capital growth by investing predominantly in UK listed equities. The fund may invest in small, medium and large companies.

**Sector:** IA UK Equity Income

### Performance



■ Slater Income P Inc  
 ■ IA UK Equity Income

#### Discrete Performance - 12 months to 31/12/19

	2019	2018	2017	2016	2015
Fund	22.18	-12.22	12.91	-0.59	14.85
Stock Sector Average	20.07	-10.54	11.32	8.84	6.20

#### Cumulative Performance to 30/09/20

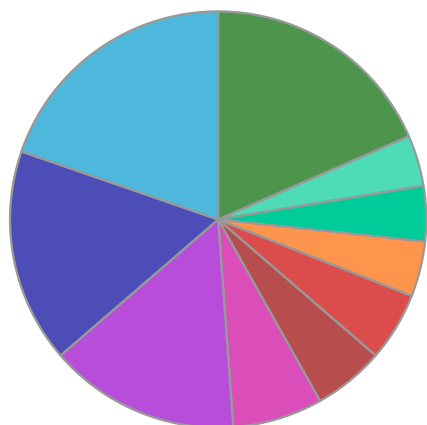
	1 Yr	2 Yrs	3 Yrs	4 Yrs	5 Yrs
Fund	-19.97	-22.11	-20.18	-11.23	-11.71
Stock Sector Average	-17.24	-17.38	-14.54	-5.49	5.27

#### Performance Analysis - Annualised 3 years

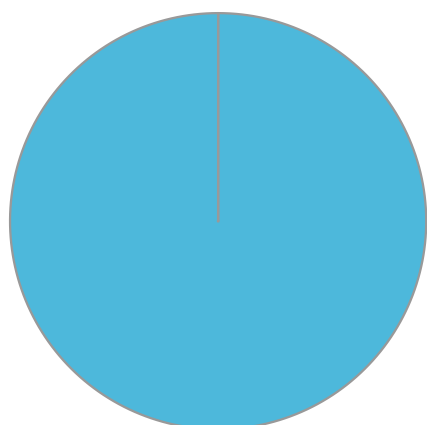
	Growth Rate %	Volatility	Alpha	Beta	Sharpe
Fund	-7.24	18.04	-1.53	1.09	-0.02
Stock Sector Average	-5.10	16.15	0.00	1.00	-0.01

**Slater Income P Inc**

**Fund Composition**



	(%)
Insurance	19.70
Financials	16.63
Real Estate	14.83
Materials	6.99
Energy	5.51
Services	5.35
Consumer Services	4.29
Food & Drug Retailers	4.29
Media	3.96
Others	18.45



	(%)
UK Equities	100.00

**Largest Holdings**

Holdings	(%)
RANDALL & QUILTER INVT HLDGS LTD	7.74
SUPERMARKET INCOME REIT	4.73
PHOENIX PHARMA	4.62
TESCO CORP	4.29
LIONTRUST ASSET MANAGEMENT PLC	4.19

Holdings	(%)
CHESNARA	4.15
GLAXOSMITHKLINE	3.91
SURESERVE GROUP PLC	3.39
LEGAL & GENERAL GROUP	3.20
RIO TINTO	3.17

\* Data supplied by fund managers regarding fixed interests funds may not specify yield type. As the provision of redemption yield is an FCA regulatory requirement Novia assumes these are used.

**Important Information**

Performance details and yields are as at 30/09/2020. Performance figures are inclusive of net reinvested income. Source: FE. This document is designed only for professional investors and experienced advisers. The value of investments and the income gained may fluctuate. Investors may not get back the full amount invested. Past performance is not a guide to the future.