

## DMS Charteris Gd Prcsml A A

### Fund Information

**Sector**  
IA Specialist

**Manager's Name**  
Nick Taylor  
Ian Williams  
Mark Williams

**Date Manager Appointed**  
Mar 2017

**Launch Date**  
Mar 2017

**Fund Size (£m)**  
£22.30

**Yield\*** (See page2)  
0.00 %

**XD Dates**  
Sep 01, Mar 02

**Last Distribution**  
01/09/20 (XD Date)  
30/10/20 (Pay Date)  
0.01(Distribution)

**OCF**  
1.79 %

**Morningstar Analyst Rating**

N/A

**FE Crown Rating**

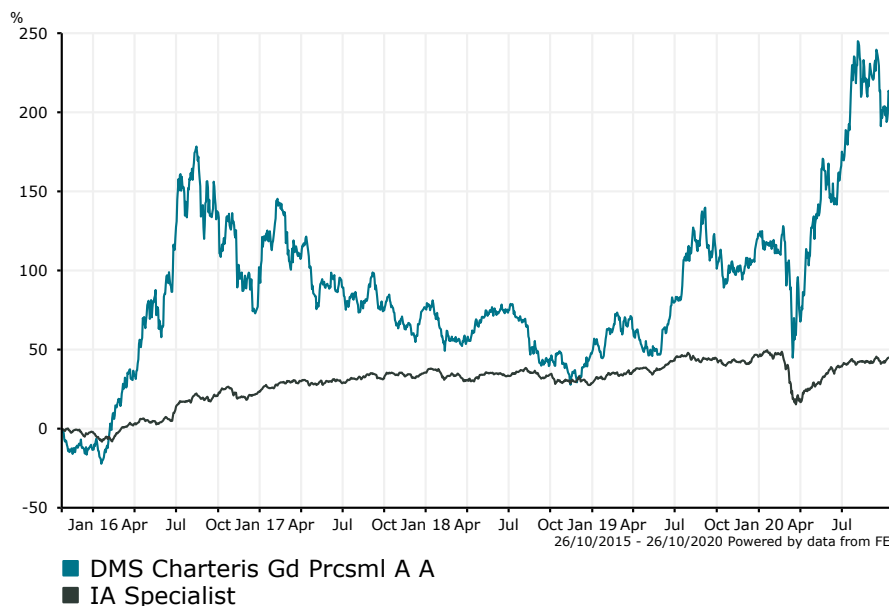


### Fund Aim

The primary investment objective of the Fund is to achieve capital growth.

**Sector:** IA Specialist

### Performance



#### Discrete Performance - 12 months to 31/12/19

|                      | 2019  | 2018   | 2017   | 2016   | 2015   |
|----------------------|-------|--------|--------|--------|--------|
| Fund                 | 51.60 | -16.53 | -12.68 | 133.38 | -29.31 |
| Stock Sector Average | 13.04 | -5.05  | 9.73   | 26.17  | -5.66  |

#### Cumulative Performance to 30/09/20

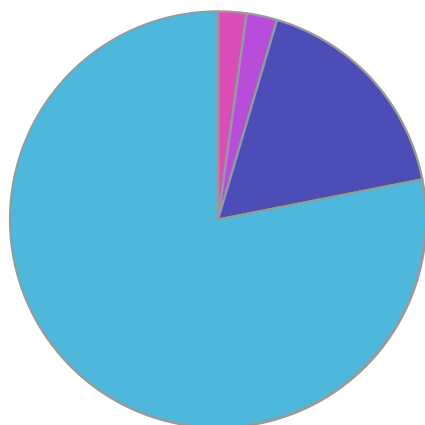
|                      | 1 Yr  | 2 Yrs  | 3 Yrs | 4 Yrs | 5 Yrs  |
|----------------------|-------|--------|-------|-------|--------|
| Fund                 | 44.77 | 116.55 | 72.04 | 28.04 | 255.00 |
| Stock Sector Average | -1.74 | 5.71   | 7.58  | 17.45 | 48.67  |

#### Performance Analysis - Annualised 3 years

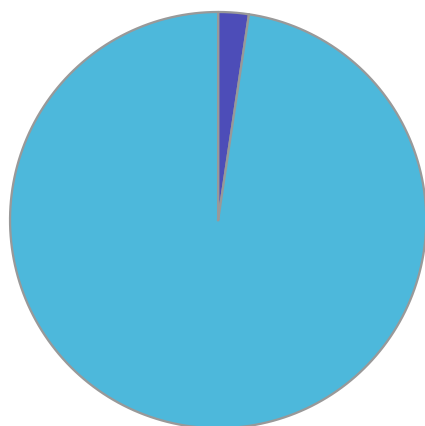
|                      | Growth Rate % | Volatility | Alpha | Beta | Sharpe |
|----------------------|---------------|------------|-------|------|--------|
| Fund                 | 19.82         | 36.76      | 19.76 | 1.93 | 0.44   |
| Stock Sector Average | 2.46          | 11.94      | 0.00  | 1.00 | 0.00   |

**DMS Charteris Gd Prcsml A A**

**Fund Composition**



|              | (%)   |
|--------------|-------|
| Canada       | 78.09 |
| UK           | 17.34 |
| Money Market | 2.37  |
| USA          | 2.20  |



|                        | (%)   |
|------------------------|-------|
| International Equities | 97.63 |
| Money Market           | 2.37  |

**Largest Holdings**

| Holdings               | (%)  |
|------------------------|------|
| MAG SILVER CORP        | 5.82 |
| AGNICO EAGLE MINES     | 5.22 |
| POLYMETAL INTL PLC     | 5.09 |
| KIRKLAND LAKE GOLD LTD | 4.09 |
| FRESNILLO PLC          | 3.99 |

| Holdings                     | (%)  |
|------------------------------|------|
| WHEATON PRECIOUS METALS CORP | 3.85 |
| SILVER CORP                  | 3.85 |
| TERANGA GOLD CORP            | 3.83 |
| PAN AMERICAN SILVER CORP     | 3.73 |
| FORTUNA SILVER MINES INC     | 3.66 |

\* Data supplied by fund managers regarding fixed interests funds may not specify yield type. As the provision of redemption yield is an FCA regulatory requirement Novia assumes these are used.

**Important Information**

Performance details and yields are as at 30/09/2020. Performance figures are inclusive of net reinvested income. Source: FE. This document is designed only for professional investors and experienced advisers. The value of investments and the income gained may fluctuate. Investors may not get back the full amount invested. Past performance is not a guide to the future.