

## BlackRock UK Income D Inc

### Fund Information

**Sector**

IA UK Equity Income

**Manager's Name**

 Adam Avigdori  
 David Goldman

**Date Manager Appointed**

Nov 2009

**Launch Date**

Jan 2010

**Fund Size (£m)**

£327.44

**Yield\*** (See page2)

4.73 %

**XD Dates**

Sep 01, Jun 01, Mar 02, Dec 02

**Last Distribution**

 01/09/20 (XD Date)  
 30/10/20 (Pay Date)  
 2.48(Distribution)

**OCF**

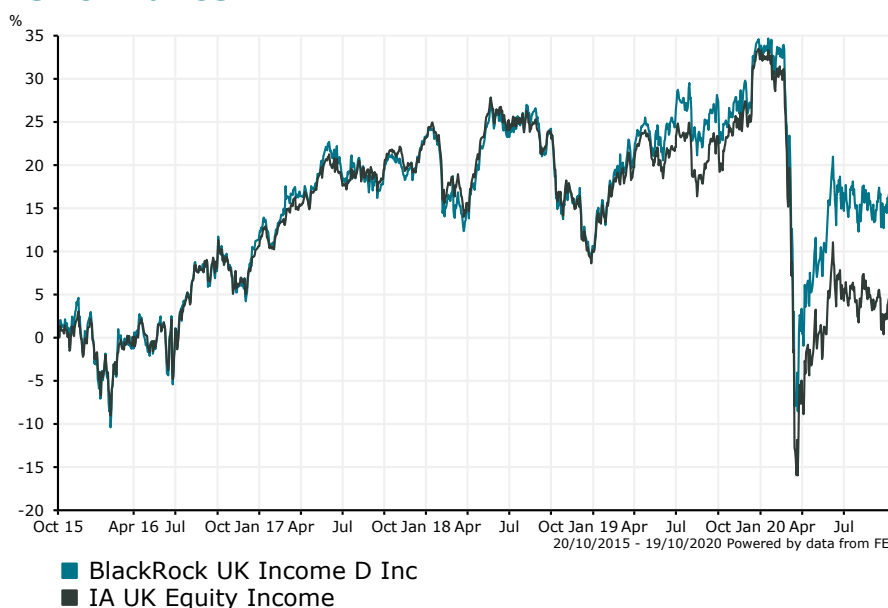
0.88 %

### Fund Aim

The Fund aims to provide a return on your investment (generated through an income received from Fund assets) with an above average and growing income compared to the income produced by UK equity markets (as defined by the FTSE All Share Index) without sacrificing the benefits of capital growth (i.e. the value of the assets held by the Fund) over the long term (5 or more consecutive years beginning at the point of investment). The Fund invests at least 70% of its total assets in the equity securities (e.g. shares) of companies incorporated, or listed on a stock exchange, in the United Kingdom. The Fund has the flexibility to invest outside of the asset class set out above.

**Sector:** IA UK Equity Income

### Performance


**Morningstar Analyst Rating**

N/A

**FE Crown Rating**

**Discrete Performance - 12 months to 31/12/19**

	2019	2018	2017	2016	2015
Fund	19.93	-10.25	10.64	8.95	9.85
Stock Sector Average	20.07	-10.54	11.32	8.84	6.20

**Cumulative Performance to 30/09/20**

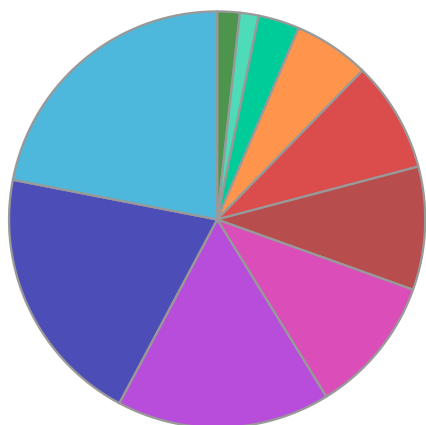
	1 Yr	2 Yrs	3 Yrs	4 Yrs	5 Yrs
Fund	-10.25	-7.38	-3.74	6.42	19.39
Stock Sector Average	-17.24	-17.38	-14.54	-5.49	5.27

**Performance Analysis - Annualised 3 years**

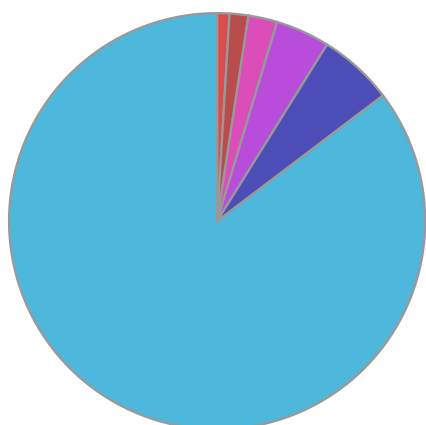
	Growth Rate %	Volatility	Alpha	Beta	Sharpe
Fund	-1.26	14.09	3.02	0.84	-0.01
Stock Sector Average	-5.10	16.15	0.00	1.00	-0.01

**BlackRock UK Income D Inc**

**Fund Composition**



	(%)
Consumer Goods	21.94
Financials	20.26
Consumer Services	16.58
Health Care	10.73
Industrials	9.57
Utilities	8.60
Basic Materials	5.89
Oil & Gas	3.20
Money Market	1.46
Others	1.75



	(%)
UK Equities	85.32
French Equities	5.82
US Equities	4.20
Italian Equities	2.25
Money Market	1.46
German Equities	0.95

**Largest Holdings**

Holdings	(%)
ASTRAZENECA PLC	6.45
RELX PLC	5.75
UNILEVER	5.42
RECKITT BENCKISER GROUP PLC	5.30
BRITISH AMERICAN TOBACCO	5.22

Holdings	(%)
BHP GROUP PLC	4.76
3I GROUP PLC	3.36
SANOFI	3.27
JOHN LAING GROUP PLC	3.05
TESCO	2.98

\* Data supplied by fund managers regarding fixed interests funds may not specify yield type. As the provision of redemption yield is an FCA regulatory requirement Novia assumes these are used.

**Important Information**

Performance details and yields are as at 30/09/2020. Performance figures are inclusive of net reinvested income. Source: FE. This document is designed only for professional investors and experienced advisers. The value of investments and the income gained may fluctuate. Investors may not get back the full amount invested. Past performance is not a guide to the future.