

Magna EmgMkDv B Acc GBP

Fund Information

Sector

Equity - Emerging Markets

Manager's Name

Ian Simmons

Date Manager Appointed

Jun 2018

Launch Date

Jan 2013

Fund Size (£m)

£212.68

Yield* (See page2)

0.00 %

XD Dates

N/A

Last Distribution

N/A (XD Date)

N/A (Pay Date)

N/A(Distribution)

OCF

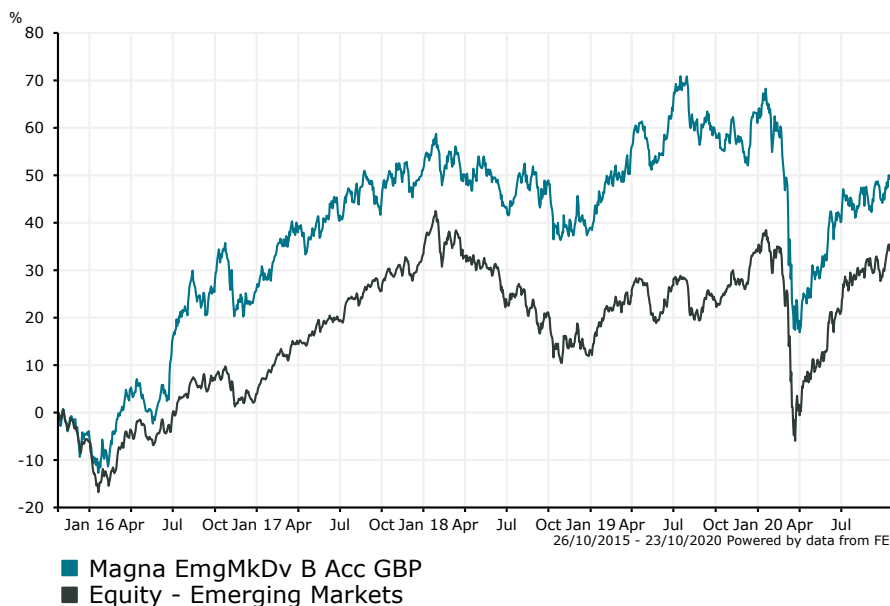
1.38 %

Fund Aim

The Magna Emerging Markets Dividend Fund seeks to achieve a combination of income and long-term capital growth by investing in a diversified portfolio of higher yielding Global Emerging Market Securities. The Magna Emerging Markets Dividend Fund is a sub-fund of the Magna Umbrella Fund plc.

Sector: Equity - Emerging Markets

Performance


Morningstar Analyst Rating

N/A

FE Crown Rating


Discrete Performance - 12 months to 31/12/19

	2019	2018	2017	2016	2015
Fund	15.88	-7.98	20.16	30.76	-11.71
Stock Sector Average	18.29	-15.11	28.42	10.70	-14.35

Cumulative Performance to 30/09/20

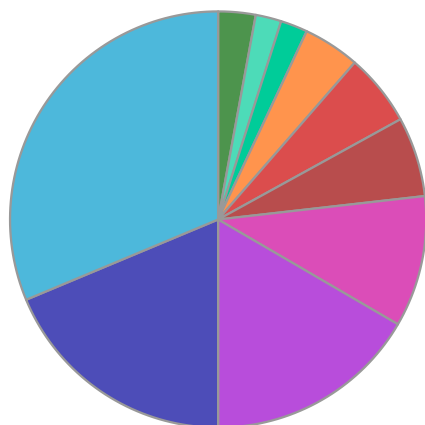
	1 Yr	2 Yrs	3 Yrs	4 Yrs	5 Yrs
Fund	-8.70	-2.25	1.35	15.76	55.56
Stock Sector Average	4.76	6.97	3.13	21.23	39.59

Performance Analysis - Annualised 3 years

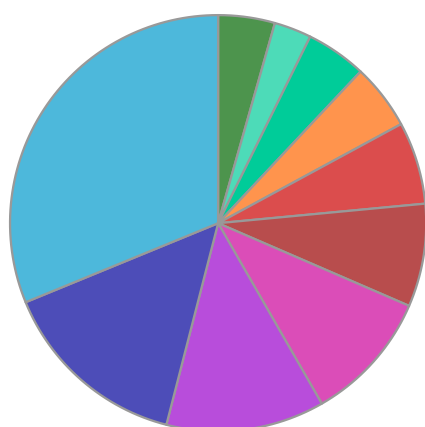
	Growth Rate %	Volatility	Alpha	Beta	Sharpe
Fund	0.45	16.83	-0.37	0.90	-0.01
Stock Sector Average	1.03	17.23	0.00	1.00	0.00

Magna EmgMkDv B Acc GBP

Fund Composition



	(%)
Financials	31.30
Information Technology	18.70
Consumer Discretionary	16.60
Consumer Staples	10.20
Communications	6.20
Utilities	5.60
Industrials	4.40
Money Market	2.10
Materials	2.00
Others	2.90



	(%)
China	31.20
Taiwan	14.80
Russia	12.30
Others	10.20
Korea	8.00
Brazil	6.40
Mexico	5.10
Philippines	4.70
India	2.90
Others	4.40

Largest Holdings

Holdings	(%)
TAIWAN SEMICONDUCTOR MANUFACTURING	6.27
PING AN INSURANCE(GR)CO OF CHINA	5.42
CHINA CONSTRUCTION BANK	4.51
CHINA MOBILE LTD	4.30
SAMSUNG ELECTRONICS CO	3.97

Holdings	(%)
YIBIN WULIANGYE	3.93
POWER GRID CORP OF INDIA	3.66
CHAILEASE HLDG CO LTD	3.65
INTERNATIONAL CONTAINER TER SER INC	3.30
MOSCOW EXCHANGE MICEX RTS	2.97

* Data supplied by fund managers regarding fixed interests funds may not specify yield type. As the provision of redemption yield is an FCA regulatory requirement Novia assumes these are used.

Important Information

Performance details and yields are as at 30/09/2020. Performance figures are inclusive of net reinvested income. Source: FE. This document is designed only for professional investors and experienced advisers. The value of investments and the income gained may fluctuate. Investors may not get back the full amount invested. Past performance is not a guide to the future.