

GAM Star China Eq I Inc£

Fund Information

Sector

Equity - Greater China

Manager's Name

Robert Mumford

Date Manager Appointed

Jun 2019

Launch Date

Apr 2012

Fund Size(£m)

£264.53

Yield* (See page2)

0.70 %

XD Dates

Jul 02

Last Distribution

02/07/20 (XD Date)

28/08/20 (Pay Date)

0.15(Distribution)

OCF

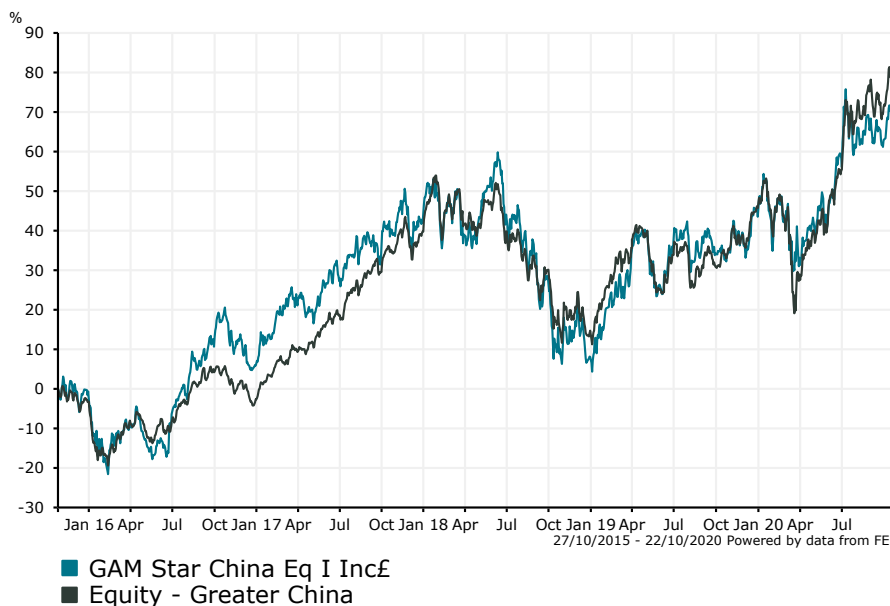
1.06 %

Fund Aim

The investment objective of the Fund is to achieve long term capital appreciation. The Fund seeks to achieve this objective by investing primarily in equities (e.g. shares) and equity related securities (e.g. warrants) listed on any Recognised Market which are issued by companies with principal offices or significant business activities in the People's Republic of China and Hong Kong.

Sector: Equity - Greater China

Performance


Morningstar Analyst Rating

N/A

FE Crown Rating

Discrete Performance - 12 months to 31/12/19

	2019	2018	2017	2016	2015
Fund	32.81	-23.91	34.11	6.58	9.81
Stock Sector Average	27.01	-17.94	43.60	0.69	-4.99

Cumulative Performance to 30/09/20

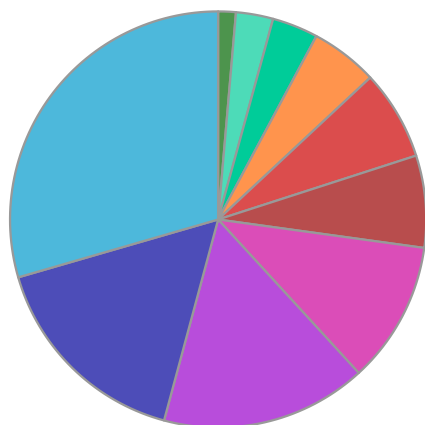
	1 Yr	2 Yrs	3 Yrs	4 Yrs	5 Yrs
Fund	21.34	26.99	22.63	47.24	83.96
Stock Sector Average	30.84	31.61	32.13	64.36	89.15

Performance Analysis - Annualised 3 years

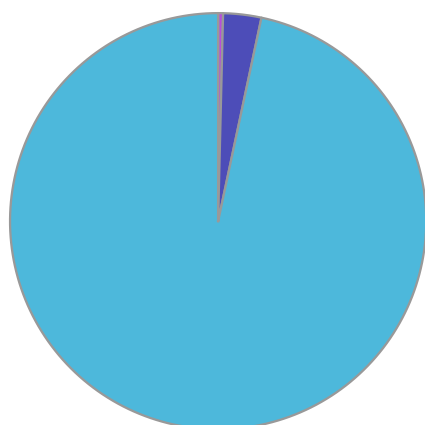
	Growth Rate %	Volatility	Alpha	Beta	Sharpe
Fund	7.04	20.56	-2.02	0.99	0.17
Stock Sector Average	9.73	18.87	0.00	1.00	0.33

GAM Star China Eq I Inc£

Fund Composition



	(%)
Consumer Discretionary	29.48
Communications	16.33
Financials	15.99
Information Technology	11.01
Real Estate	7.15
Health Care	6.98
Industrials	5.22
Materials	3.57
Consumer Staples	2.89
Others	1.37



	(%)
Chinese Equities	96.66
Hong Kong Equities	2.96
Money Market	0.38

Largest Holdings

Holdings	(%)
ALIBABA GROUP HLDG LTD	9.30
TENCENT HLDGS LIMITED	8.40
JD.COM INC	5.00
CHINA OVERSEAS LAND & INVESTMNTS	4.00
BAIDU INC	3.90

Holdings	(%)
PING AN INSURANCE(GR)CO OF CHINA	3.60
XINYI SOLAR HLDGS LTD	3.50
MEITUAN DIANPING	3.30
GDS HLDGS LTD	2.60
CSPC PHARMACEUTICAL GROUP LTD	2.50

* Data supplied by fund managers regarding fixed interests funds may not specify yield type. As the provision of redemption yield is an FCA regulatory requirement Novia assumes these are used.

Important Information

Performance details and yields are as at 30/09/2020. Performance figures are inclusive of net reinvested income. Source: FE. This document is designed only for professional investors and experienced advisers. The value of investments and the income gained may fluctuate. Investors may not get back the full amount invested. Past performance is not a guide to the future.