

ASI Glb Oppc Bd I Acc

Fund Information

Sector

IA Sterling Strategic Bond

Manager's Name

Rich Smith

Date Manager Appointed

Mar 2013

Launch Date

Mar 2013

Fund Size(£m)

£122.42

Yield* (See page2)

2.00 %

XD Dates

Feb 03, Aug 01

Last Distribution

03/02/20 (XD Date)

30/04/20 (Pay Date)

1.60(Distribution)

OCF

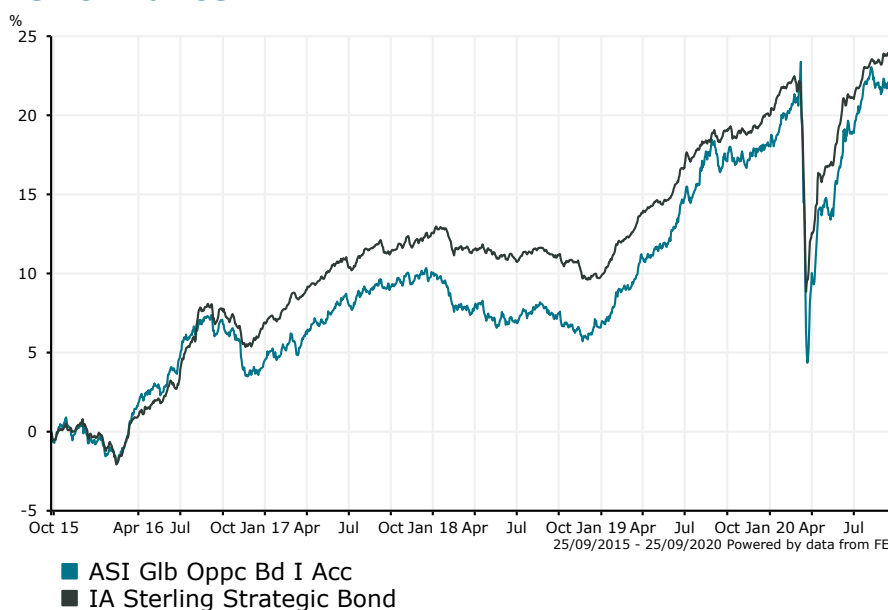
0.61 %

Fund Aim

To generate income and some growth over the long term (5 years or more) by investing in corporate and government bonds issued anywhere in the world. Please note: Our factsheets will be fully updated to reflect the 7 August 2019 changes to the Investment Objective and Policy, including benchmark use, shortly. In the interim, please see the KIID which can be found at <https://www.aberdeenstandard.com/en/uk/investor/fund-centre#literature> for full up to date information.

Sector: IA Sterling Strategic Bond

Performance


Morningstar Analyst Rating

N/A

FE Crown Rating

Discrete Performance - 12 months to 31/12/19

	2019	2018	2017	2016	2015
Fund	10.79	-3.09	5.31	5.28	-1.52
Stock Sector Average	9.26	-2.49	5.31	7.33	-0.19

Cumulative Performance to 31/08/20

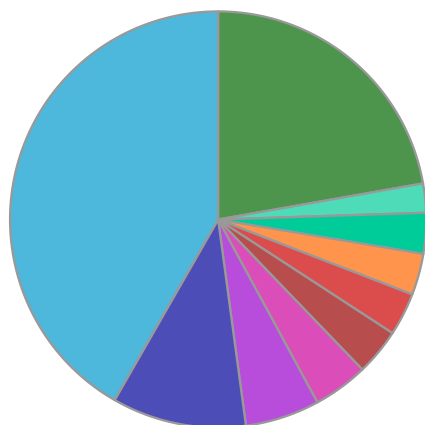
	1 Yr	2 Yrs	3 Yrs	4 Yrs	5 Yrs
Fund	2.71	12.46	11.05	13.09	20.96
Stock Sector Average	3.66	10.57	10.19	14.00	22.91

Performance Analysis - Annualised 3 years

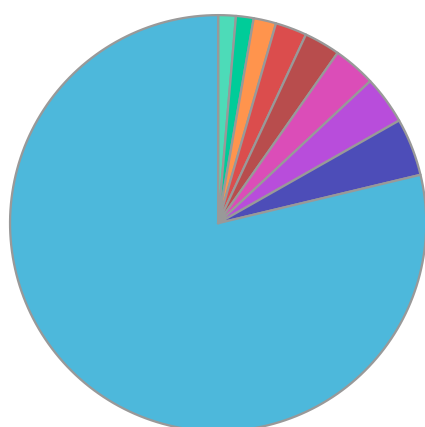
	Growth Rate %	Volatility	Alpha	Beta	Sharpe
Fund	3.55	7.33	-0.44	1.24	0.01
Stock Sector Average	3.29	5.74	0.00	1.00	0.00

ASI Glb Oppc Bd I Acc

Fund Composition



	(%)
US Corporate Fixed Interest	41.71
UK Corporate Fixed Interest	10.42
French Corporate Fixed Interest	5.78
German Corporate Fixed Interest	4.27
Chinese Corporate Fixed Interest	3.62
Mexican Corporate Fixed Interest	3.33
Cash & Cash Equivalents	3.22
Dutch Corporate Fixed Interest	3.16
Spanish Corporate Fixed Interest	2.26
Others	22.22



	(%)
UK	101.73
France	5.78
Mexico	4.84
Germany	4.27
China	3.62
Netherlands	3.16
Spain	2.26
Switzerland	1.77
Indonesia	1.77
Others	-29.19

Largest Holdings

Holdings	(%)
MEXICO(UNITED MEXICAN STATES) 1.625% BDS 08/04/26 EUR100000	1.00
ABN AMRO BANK NV 4.4% NTS 27/03/28 USD200000	0.90
CNOOC FINANCE 2015 AU 4.375% NTS 02/05/28 USD200000	0.90
UNITED STATES OF AMER TREAS NOTES 1.25% TNT 15/05/50 USD100	0.80
INDONESIA(REP OF) 2.15% 18/07/24 REGS EUR	0.70

Holdings	(%)
CITIGROUP INC 8.125% BDS 15/07/39 USD1000	0.60
QUEENSLAND TREASURY CORP 5.5% BDS 21/06/21 AUD1000	0.60
BANK OF AMERICA CORP 3.194% BDS 23/07/30 USD2000	0.60
CAIXABANK SA 2.375% MTN 01/02/24 EUR100000	0.50
SVENSKA HANDELSBANKEN AB 0.5% BDS 18/02/30 EUR100000	0.50

* Data supplied by fund managers regarding fixed interests funds may not specify yield type. As the provision of redemption yield is an FCA regulatory requirement Novia assumes these are used.

Important Information

Performance details and yields are as at 31/08/2020. Performance figures are inclusive of net reinvested income. Source: FE. This document is designed only for professional investors and experienced advisers. The value of investments and the income gained may fluctuate. Investors may not get back the full amount invested. Past performance is not a guide to the future.