

EF 8AM Multi-Stgy Pfl II A

Fund Information

Sector

IA Volatility Managed

Manager's Name

 Tom McGrath
 Anthony Walters

Date Manager Appointed

Jun 2020

Launch Date

May 2013

Fund Size(£m)

£20.03

Yield* (See page2)

1.22 %

XD Dates

Jul 01, Jan 02

Last Distribution

01/07/20 (XD Date)

31/08/20 (Pay Date)

0.29(Distribution)

OCF

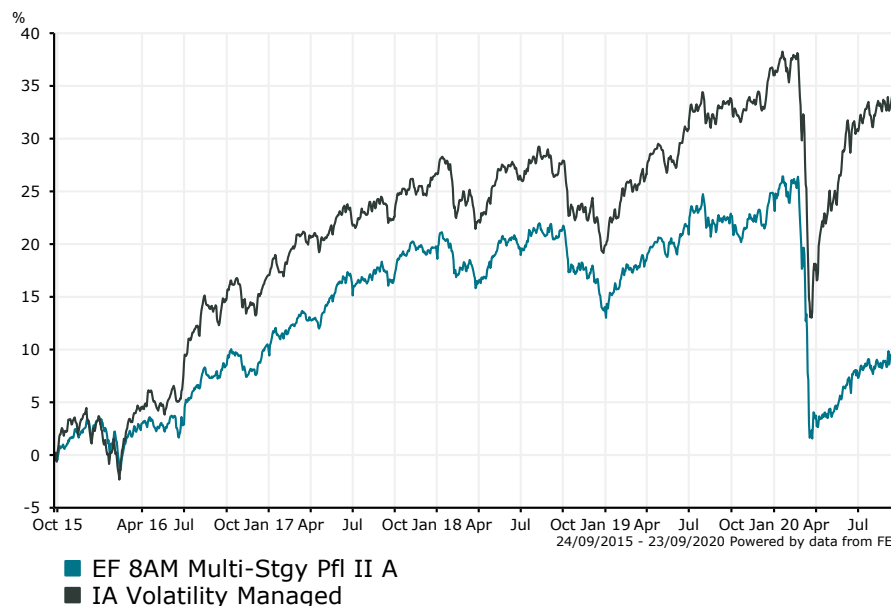
1.68 %

Fund Aim

The objective of the Fund is to achieve long-term capital growth.

Sector: IA Volatility Managed

Performance



Discrete Performance - 12 months to 31/12/19

	2019	2018	2017	2016	2015
Fund	9.29	-4.81	8.56	6.51	3.76
Stock Sector Average	13.47	-5.41	8.25	13.12	1.54

Cumulative Performance to 31/08/20

	1 Yr	2 Yrs	3 Yrs	4 Yrs	5 Yrs
Fund	-10.60	-10.06	-7.54	1.39	9.36
Stock Sector Average	0.53	3.93	7.33	16.71	31.68

Performance Analysis - Annualised 3 years

	Growth Rate %	Volatility	Alpha	Beta	Sharpe
Fund	-2.58	9.72	-4.72	0.98	-0.01
Stock Sector Average	2.39	9.10	0.00	1.00	0.00

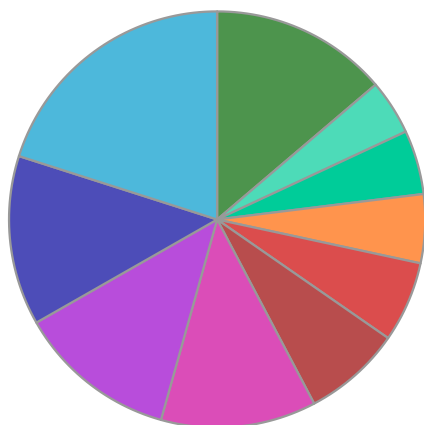
Morningstar Analyst Rating

N/A

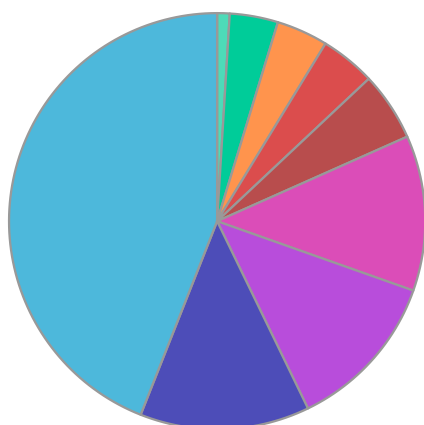
FE Crown Rating


EF 8AM Multi-Stgy Pfl II A

Fund Composition



	(%)
UK Corporate Fixed Interest	20.07
North American Equities	13.18
Global Fixed Interest	12.40
Money Market	12.07
UK Index-Linked	7.63
UK Equities	6.27
Europe ex UK Equities	5.34
UK Gilts	4.98
Asia Pacific ex Japan Equities	4.28
Others	13.78



	(%)
UK	44.01
North America	13.18
International	12.40
Money Market	12.07
Europe ex UK	5.34
Asia Pacific ex Japan	4.28
Not Specified	4.00
Japan	3.75
Global Emerging Markets	0.97

Largest Holdings

Holdings	(%)
JANUS HENDERSON ALL STOCKS CREDIT FUND	10.06
RATHBONE ETHICAL BOND	10.01
LYXOR CORE FTSE ACTUARIES UK GILTS	7.63
SPDR FTSE UK ALL SHARE UCITS ETF	7.38
ISHARES GLOBAL INFL LNKD GOVT BOND	6.22

Holdings	(%)
ISHARES OVERSEAS GOVT BOND	6.18
JANUS HENDERSON US GROWTH FUND	5.88
HSBC AMERICAN INDEX	5.75
LF MITON EUROPEAN	5.34

* Data supplied by fund managers regarding fixed interests funds may not specify yield type. As the provision of redemption yield is an FCA regulatory requirement Novia assumes these are used.

Important Information

Performance details and yields are as at 31/08/2020. Performance figures are inclusive of net reinvested income. Source: FE. This document is designed only for professional investors and experienced advisers. The value of investments and the income gained may fluctuate. Investors may not get back the full amount invested. Past performance is not a guide to the future.