

## LF Miton UK Val Opps B Inst Acc

### Fund Information

**Sector**

IA UK All Companies

**Manager's Name**

Andrew Jackson

**Date Manager Appointed**

Jul 2016

**Launch Date**

Mar 2013

**Fund Size (£m)**

£346.81

**Yield\*** (See page 2)

1.03 %

**XD Dates**

Jun 01, Dec 02

**Last Distribution**

01/06/20 (XD Date)

31/07/20 (Pay Date)

0.19 (Distribution)

**OCF**

0.89 %

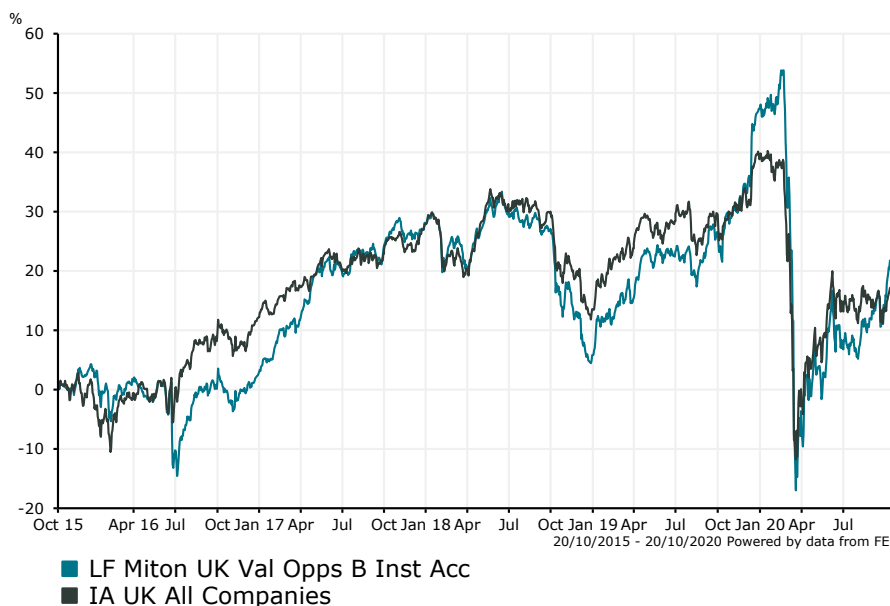
### Fund Aim

To achieve long-term capital growth. The fund will invest at least 50% in the shares of UK companies.

UK companies are those that are incorporated or domiciled in the UK or have a significant part of their operations in the UK. The fund may also invest in other funds and cash.

**Sector:** IA UK All Companies

### Performance


**Morningstar Analyst Rating**

N/A

**FE Crown Rating**

**Discrete Performance - 12 months to 31/12/19**

	2019	2018	2017	2016	2015
Fund	39.19	-17.42	24.81	-1.55	23.59
Stock Sector Average	22.24	-11.19	13.99	10.82	4.86

**Cumulative Performance to 30/09/20**

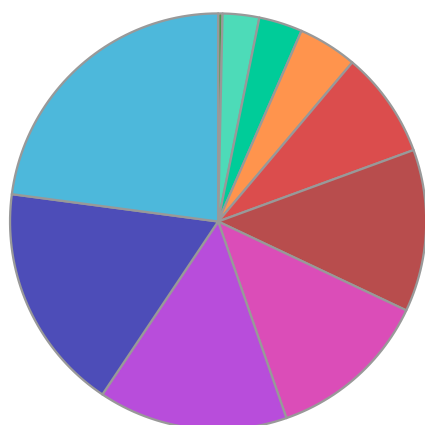
	1 Yr	2 Yrs	3 Yrs	4 Yrs	5 Yrs
Fund	-9.79	-9.90	-7.62	14.03	13.38
Stock Sector Average	-12.76	-12.78	-7.95	4.61	16.90

**Performance Analysis - Annualised 3 years**

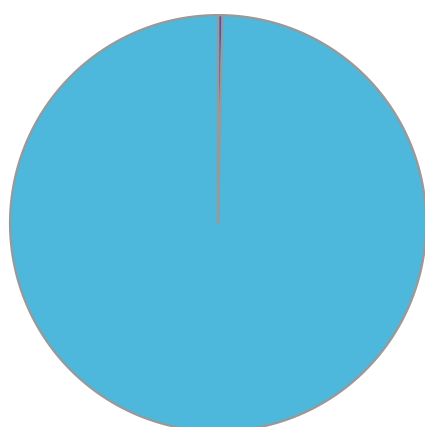
	Growth Rate %	Volatility	Alpha	Beta	Sharpe
Fund	-2.61	22.24	1.65	1.24	-0.01
Stock Sector Average	-2.72	16.89	0.00	1.00	-0.01

**LF Miton UK Val Opps B Inst Acc**

**Fund Composition**



	(%)
Industrials	22.90
Materials	17.71
Consumer Discretionary	14.71
Information Technology	12.65
Financials	12.60
Communications	8.27
Real Estate	4.59
Health Care	3.38
Consumer Staples	2.84
Money Market	0.34



	(%)
UK Equities	99.66
Money Market	0.34

**Largest Holdings**

Holdings	(%)
FUTURE PLC	4.31
ERGOMED PLC	3.40
VOLEX PLC	3.19
DISCOVERIE GROUP PLC	2.99
ASHTEAD GROUP	2.97

Holdings	(%)
PETS AT HOME GROUP PLC	2.40
SYLVANIA PLATINUM LTD	2.32
DUNELM GROUP PLC	2.31
REACH PLC	2.20
SMURFIT KAPPA GROUP PLC	2.19

\* Data supplied by fund managers regarding fixed interests funds may not specify yield type. As the provision of redemption yield is an FCA regulatory requirement Novia assumes these are used.

**Important Information**

Performance details and yields are as at 30/09/2020. Performance figures are inclusive of net reinvested income. Source: FE. This document is designed only for professional investors and experienced advisers. The value of investments and the income gained may fluctuate. Investors may not get back the full amount invested. Past performance is not a guide to the future.