

JOHCM CntlEurp Y

Fund Information

Sector

Equity - Europe ex UK

Manager's Name

Paul Wild

Date Manager Appointed

Mar 2008

Launch Date

Mar 2013

Fund Size(£m)

£569.72

Yield* (See page2)

0.00 %

XD Dates

Jan 02

Last Distribution

02/01/20 (XD Date)

28/02/20 (Pay Date)

0.04(Distribution)

OCF

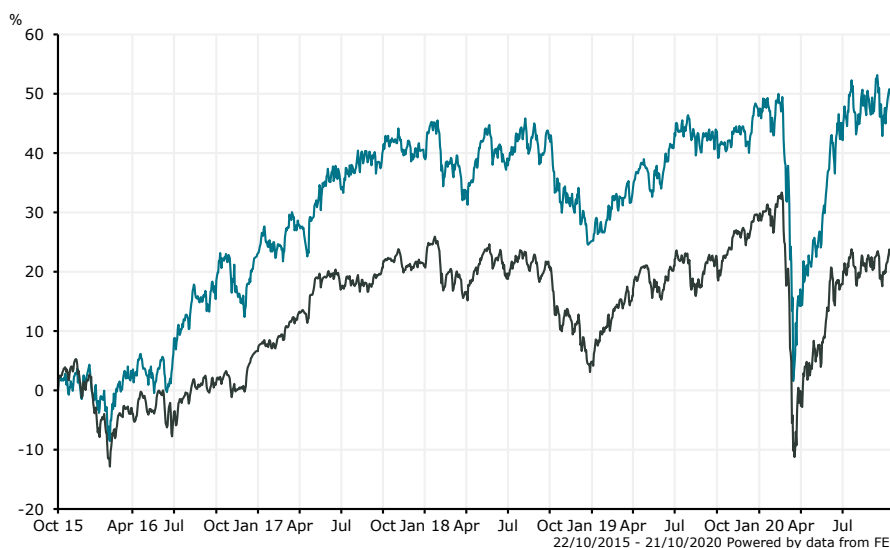
0.72 %

Fund Aim

To generate long-term capital growth through active management of a portfolio of European (excluding UK) equities.

Sector: Equity - Europe ex UK

Performance



■ JOHCM CntlEurp Y
■ Equity - Europe ex UK

Discrete Performance - 12 months to 31/12/19

	2019	2018	2017	2016	2015
Fund	16.85	-10.20	13.30	19.19	10.00
Stock Sector Average	22.65	-13.35	13.47	4.14	12.69

Cumulative Performance to 30/09/20

	1 Yr	2 Yrs	3 Yrs	4 Yrs	5 Yrs
Fund	1.73	2.62	4.43	26.63	49.42
Stock Sector Average	-2.50	-0.90	-0.91	18.53	24.57

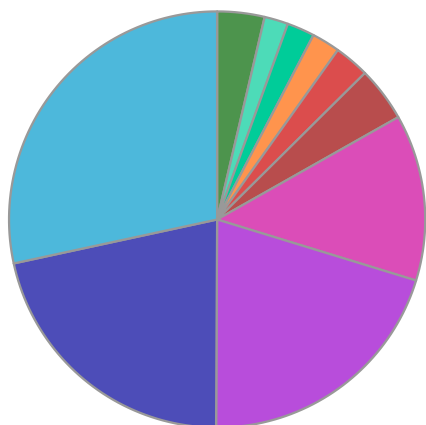
Performance Analysis - Annualised 3 years

	Growth Rate %	Volatility	Alpha	Beta	Sharpe
Fund	1.45	14.45	1.72	0.90	0.00
Stock Sector Average	-0.30	15.12	0.00	1.00	-0.01

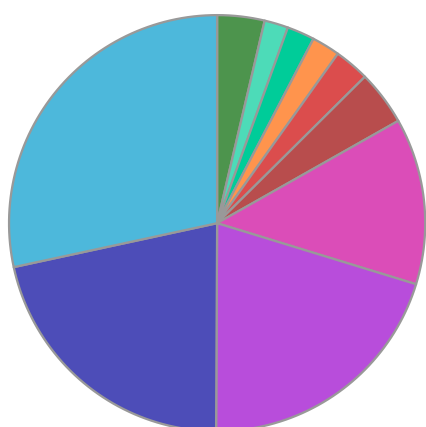
Morningstar Analyst Rating
Silver

FE Crown Rating
★★★★★

Fund Composition



	(%)
French Equities	28.38
Dutch Equities	21.53
German Equities	20.34
Swiss Equities	12.92
Italian Equities	4.24
Finnish Equities	2.72
Norwegian Equities	2.19
Portuguese Equities	2.14
Swedish Equities	1.85
Others	3.67



	(%)
France	28.38
Netherlands	21.53
Germany	20.34
Switzerland	12.92
Italy	4.24
Finland	2.72
Norway	2.19
Portugal	2.14
Sweden	1.85
Others	3.67

Largest Holdings

Holdings	(%)
NOVARTIS AG	4.31
ENEL SPA	4.24
RWE AG(NEU)	4.07
CAPGEMINI SE	3.63
KONINKLIJKE PHILIPS NV	3.48

Holdings	(%)
SANOFI	3.36
EIFFAGE SA	3.35
VIVENDI	3.09
NN GROUP NV	3.02
SIEMENS AG	2.98

* Data supplied by fund managers regarding fixed interests funds may not specify yield type. As the provision of redemption yield is an FCA regulatory requirement Novia assumes these are used.

Important Information

Performance details and yields are as at 30/09/2020. Performance figures are inclusive of net reinvested income. Source: FE. This document is designed only for professional investors and experienced advisers. The value of investments and the income gained may fluctuate. Investors may not get back the full amount invested. Past performance is not a guide to the future.