

## BMO Responsible UK Income 2 Inc

### Fund Information

**Sector**

IA UK Equity Income

**Manager's Name**

Catherine Stanley

**Date Manager Appointed**

Jun 2009

**Launch Date**

Aug 2003

**Fund Size (£m)**

£344.23

**Yield\*** (See page2)

4.00 %

**XD Dates**

Sep 01, Jun 01, Mar 02, Dec 02

**Last Distribution**

01/09/20 (XD Date)

30/10/20 (Pay Date)

1.00(Distribution)

**OCF**

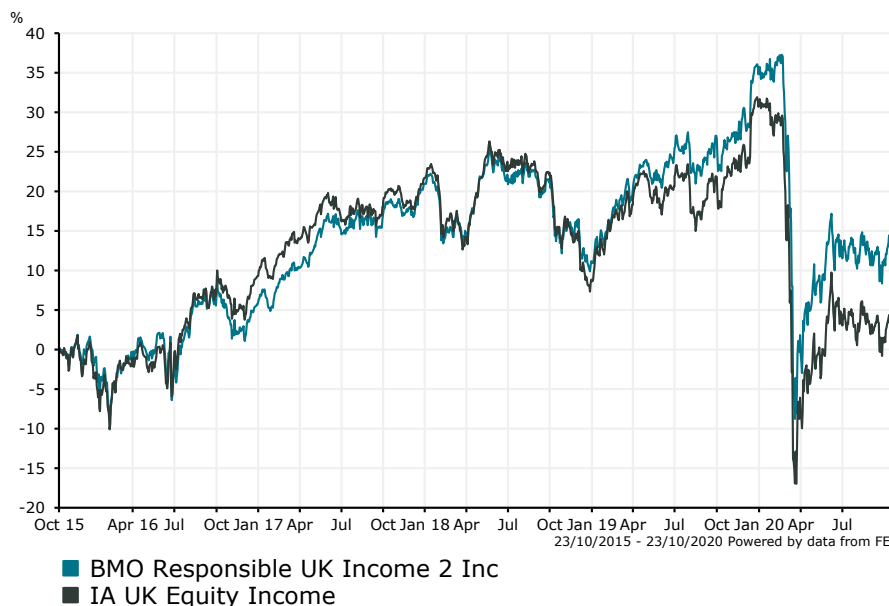
0.80 %

### Fund Aim

The objective is to provide income and long-term capital growth.

**Sector:** IA UK Equity Income

### Performance



**Morningstar Analyst Rating**  
N/A

**FE Crown Rating**  
★★★★★

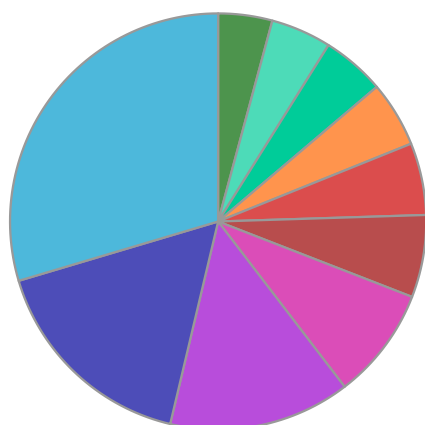
Discrete Performance - 12 months to 31/12/19					
	2019	2018	2017	2016	2015
Fund	21.25	-8.08	14.42	4.40	11.39
Stock Sector Average	20.07	-10.54	11.32	8.84	6.20

Cumulative Performance to 30/09/20					
	1 Yr	2 Yrs	3 Yrs	4 Yrs	5 Yrs
Fund	-12.80	-8.57	-4.92	4.94	14.21
Stock Sector Average	-17.24	-17.38	-14.54	-5.49	5.27

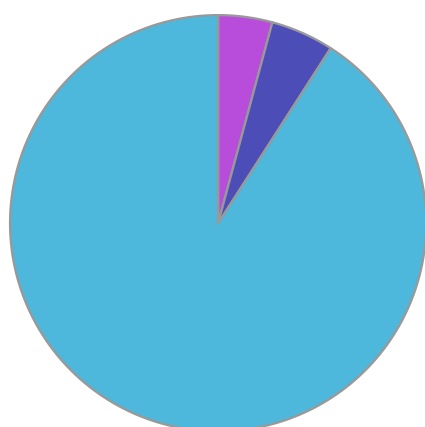
Performance Analysis - Annualised 3 years					
	Growth Rate %	Volatility	Alpha	Beta	Sharpe
Fund	-1.67	14.84	2.99	0.90	-0.01
Stock Sector Average	-5.10	16.15	0.00	1.00	-0.01

**BMO Responsible UK Income 2 Inc**

**Fund Composition**



	(%)
Financials	29.60
Industrials	16.70
Health Care	14.10
Consumer Goods	8.70
Technology	6.40
Others	5.60
Consumer Services	5.10
Fixed Interest	4.90
Utilities	4.70
Money Market	4.20



	(%)
UK Equities	90.90
Global Fixed Interest	4.90
Money Market	4.20

**Largest Holdings**

Holdings	(%)
ASTRAZENECA PLC	7.30
GLAXOSMITHKLINE	5.40
UNILEVER	3.60
INTERMEDIATE CAPITAL GROUP	3.40
HSBC HLDGS	3.40

Holdings	(%)
NATIONAL GRID	3.10
COMPUTACENTER	3.10
EXPERIAN PLC	3.00
VODAFONE GROUP	2.40
PHOENIX GROUP HLDGS	2.30

\* Data supplied by fund managers regarding fixed interests funds may not specify yield type. As the provision of redemption yield is an FCA regulatory requirement Novia assumes these are used.

**Important Information**

Performance details and yields are as at 30/09/2020. Performance figures are inclusive of net reinvested income. Source: FE. This document is designed only for professional investors and experienced advisers. The value of investments and the income gained may fluctuate. Investors may not get back the full amount invested. Past performance is not a guide to the future.