

LF Heartwood Bal MultiAss I Inc NAV

Fund Information

Sector

IA Unclassified

Manager's Name

 Graham Bishop
Ben Matthews

Date Manager Appointed

May 2018

Launch Date

Mar 2010

Fund Size(£m)

£1079.49

Yield* (See page2)

1.06 %

XD Dates

Jul 01, Apr 01, Jan 02, Oct 01

Last Distribution

01/07/20 (XD Date)

31/08/20 (Pay Date)

0.38(Distribution)

OCF

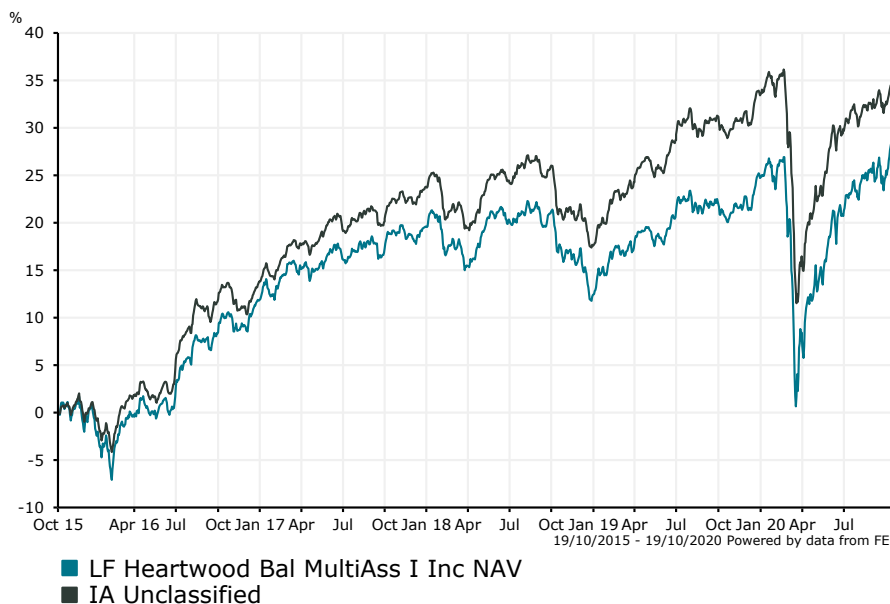
1.23 %

Fund Aim

To deliver a total return (the combination of income and capital growth) that at the end of any five year period is the equivalent of achieving a total return of the Consumer Price Index plus 3% each year over that period, after all costs and charges have been taken. There is no guarantee that the objective will be met or that a positive return will be delivered over any time period and capital is at risk.

Sector: IA Unclassified

Performance


Morningstar Analyst Rating

N/A

FE Crown Rating

Discrete Performance - 12 months to 31/12/19

	2019	2018	2017	2016	2015
Fund	10.97	-6.04	6.97	11.06	0.00
Stock Sector Average	13.50	-5.04	8.78	12.56	1.72

Cumulative Performance to 30/09/20

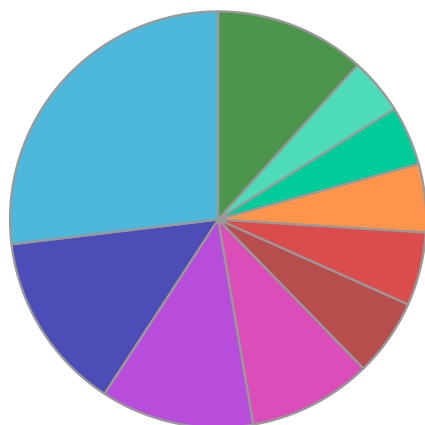
	1 Yr	2 Yrs	3 Yrs	4 Yrs	5 Yrs
Fund	2.08	3.12	6.80	15.19	28.22
Stock Sector Average	0.87	5.10	10.19	18.53	35.73

Performance Analysis - Annualised 3 years

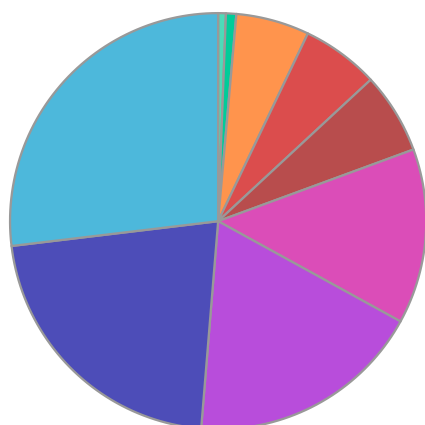
	Growth Rate %	Volatility	Alpha	Beta	Sharpe
Fund	2.22	8.93	-0.94	0.97	0.00
Stock Sector Average	3.29	9.09	0.00	1.00	0.00

LF Heartwood Bal MultiAss I Inc NAV

Fund Composition



	(%)
North American Equities	26.90
UK Equities	13.90
Hedge	11.90
Global Emerging Market Equities	9.60
Europe ex UK Equities	6.00
Japanese Equities	5.70
Property	5.30
Commodity & Energy	4.60
UK Gilts	4.40
Others	11.70



	(%)
North America	26.90
Not Specified	21.80
UK	18.30
Global Emerging Markets	13.60
International	6.30
Europe ex UK	6.00
Japan	5.70
Pacific ex-Japan	0.80
Money Market	0.60

Largest Holdings

Holdings	(%)
ISHARES CORE FTSE 100 UCITS ETF ACC	5.80
XTRACKERS S&P 500 UCITS ETF GBP	5.20
XTRACKERS PHYSICAL GOLD GBP HEDGED ETC	4.60
ISHARES III CORE MSCI JAPAN IMI UCITS ETF	4.60
T ROWE PRICE GLOBAL TECH EQUITY FUND – I	4.40

Holdings	(%)
ISHARES MSCI WORLD GBP HEDGED UCITS	4.30
VANGUARD DUBLIN S&P 500 ETF	4.20
DRIEHAUS US MICRO CAP S GBP ACC	4.10
HEARTWOOD ALTERNATIVES FUND LTD A GBP ACC	3.70
VANGUARD FUNDS PLC FTSE 250 UCITS ETF	3.40

* Data supplied by fund managers regarding fixed interests funds may not specify yield type. As the provision of redemption yield is an FCA regulatory requirement Novia assumes these are used.

Important Information

Performance details and yields are as at 30/09/2020. Performance figures are inclusive of net reinvested income. Source: FE. This document is designed only for professional investors and experienced advisers. The value of investments and the income gained may fluctuate. Investors may not get back the full amount invested. Past performance is not a guide to the future.