

## Royal London Idx Linked M Inc

### Fund Information

**Sector**

IA UK Index Linked Gilts

**Manager's Name**

 Paul Rayner  
 Craig Inches

**Date Manager Appointed**

Oct 2005

**Launch Date**

Jan 2009

**Fund Size(£m)**

£525.60

**Yield\*** (See page2)

2.01 %

**XD Dates**

May 01, Nov 01

**Last Distribution**

 01/05/20 (XD Date)  
 30/06/20 (Pay Date)  
 0.00(Distribution)

**TER**

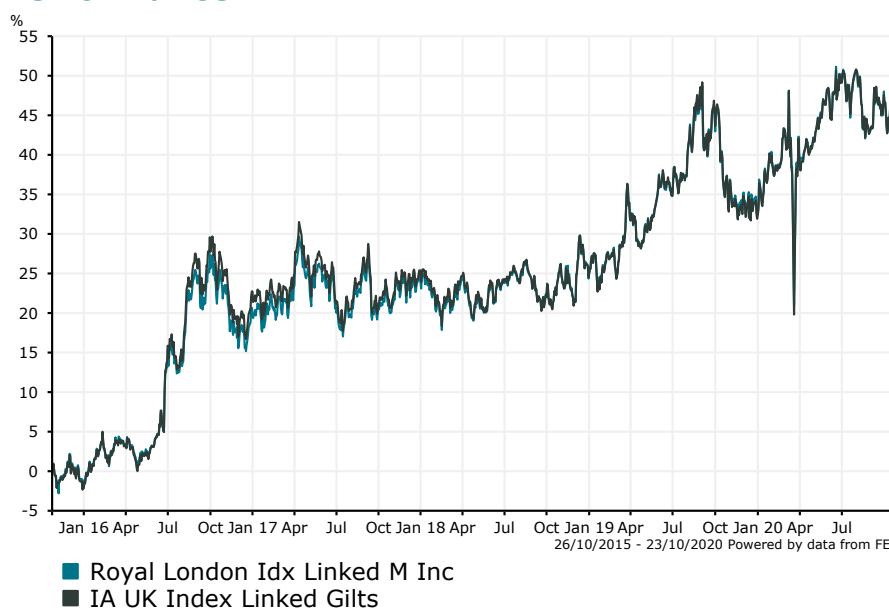
-

### Fund Aim

The Fund's investment objective is to achieve a total return over the medium term (3-5 years) by investing at least 80% in index-linked bonds issued by the UK government, known as gilts. The Fund's performance target is to outperform, after the deduction of charges, the FTSE Actuaries UK Index Linked Gilts (All Stocks) Total Return GBP Index (the "Index") over a rolling 5-year period. For further information on the Fund's index, please refer to the Prospectus.

**Sector:** IA UK Index Linked Gilts

### Performance


**Morningstar Analyst Rating**

Bronze

**FE Crown Rating**

**Discrete Performance - 12 months to 31/12/19**

	2019	2018	2017	2016	2015
Fund	6.51	-0.37	3.43	22.80	-0.64
Stock Sector Average	5.88	-0.64	2.16	25.41	-1.27

**Cumulative Performance to 30/09/20**

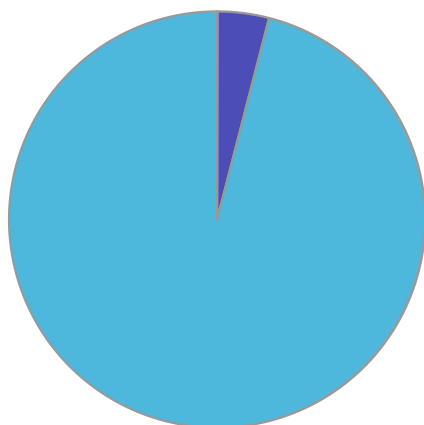
	1 Yr	2 Yrs	3 Yrs	4 Yrs	5 Yrs
Fund	2.00	20.90	23.13	16.13	47.12
Stock Sector Average	1.39	20.72	22.13	13.88	46.48

**Performance Analysis - Annualised 3 years**

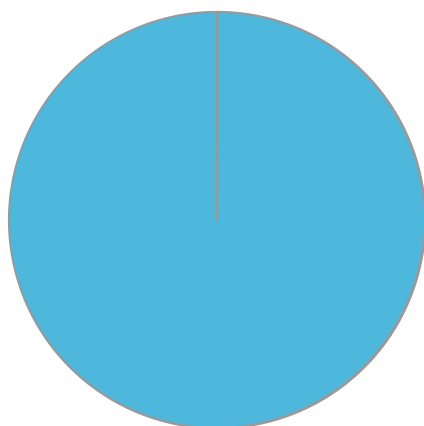
	Growth Rate %	Volatility	Alpha	Beta	Sharpe
Fund	7.18	10.78	0.51	0.96	0.34
Stock Sector Average	6.89	11.16	0.00	1.00	0.30

Royal London **Idx Linked M Inc**

**Fund Composition**



	(%)
UK Index-Linked Gilts	95.97
UK Gilts	3.98
Global Index Linked	0.04



	(%)
UK	99.96
USA	0.05

**Largest Holdings**

Holdings	(%)
HM TREASURY UNITED KINGDOM DMO 0.125% IDX LKD TSY GILT 10/08/28 GBP0.01	8.69
UK GILT I/L 1.25% 22/11/2055 3MOCPN RATE	8.37
HM TREASURY UNITED KINGDOM DMO 0.375% IDX-LKD GILT 22/03/62 GBP	8.11
HM TREASURY UNITED KINGDOM DMO 0.125% IDX LKD GILT 22/3/44 GBP0.01	7.88
UK TREASURY 1.875% 22/11/2022	6.38

Holdings	(%)
HM TREASURY UNITED KINGDOM DMO 0.625% IDX LKD GILT 22/3/40 GBP0.01	4.82
HM TREASURY UNITED KINGDOM DMO 0.625% IDX LKD GILT 22/11/42 GBP0.01	4.78
HM TREASURY UNITED KINGDOM DMO 0.25% IDX LKD GILT 22/3/52 GBP0.01	4.54
HM TREASURY UNITED KINGDOM DMO 0.125% IDX LKD TSY GILT 22/11/56 GBP0.01	4.22
HM TREASURY UNITED KINGDOM DMO 0.75% IDX LKD GILT 22/11/47 GBP	4.01

\* Data supplied by fund managers regarding fixed interests funds may not specify yield type. As the provision of redemption yield is an FCA regulatory requirement Novia assumes these are used.

**Important Information**

Performance details and yields are as at 30/09/2020. Performance figures are inclusive of net reinvested income. Source: FE. This document is designed only for professional investors and experienced advisers. The value of investments and the income gained may fluctuate. Investors may not get back the full amount invested. Past performance is not a guide to the future.