

## Royal London UK Div Gth M Acc

### Fund Information

**Sector**

IA UK All Companies

**Manager's Name**

 Richard Marwood  
 Niko De Walden

**Date Manager Appointed**

Apr 2016

**Launch Date**

May 2012

**Fund Size (£m)**

£808.95

**Yield\*** (See page2)

3.16 %

**XD Dates**

Sep 01, Jun 01, Mar 02, Dec 02

**Last Distribution**

01/09/20 (XD Date)

31/10/20 (Pay Date)

1.52(Distribution)

**TER**

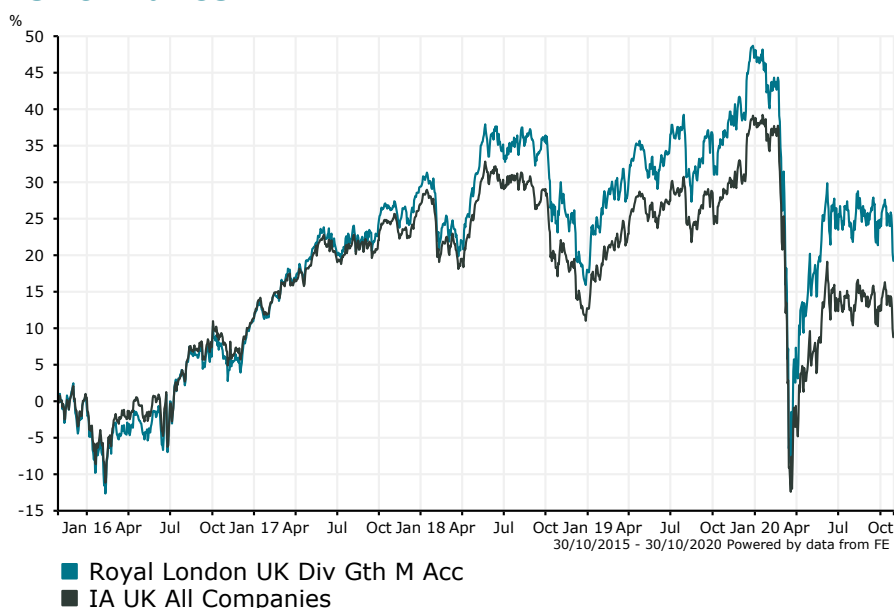
-

### Fund Aim

The Fund's investment objective is to achieve a growing income with some capital growth over the medium term (3-5 years) by investing at least 80% in the shares of medium-sized and larger UK companies listed on the London Stock Exchange. The Fund's performance target is to outperform, after the deduction of charges, the FTSE All-Share Total Return GBP Index (the "Index") over rolling 5-year periods. For further information on the Fund's index, please refer to the Prospectus.

**Sector:** IA UK All Companies

### Performance


**Morningstar Analyst Rating**

N/A

**FE Crown Rating**

**Discrete Performance - 12 months to 31/12/19**

	2019	2018	2017	2016	2015
Fund	24.57	-8.76	16.57	10.81	0.36
Stock Sector Average	22.24	-11.19	13.99	10.82	4.86

**Cumulative Performance to 30/09/20**

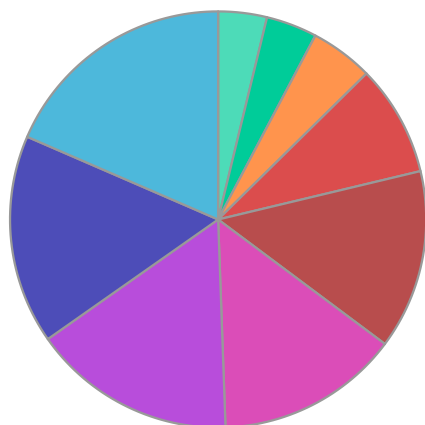
	1 Yr	2 Yrs	3 Yrs	4 Yrs	5 Yrs
Fund	-9.56	-8.69	-0.23	16.64	27.85
Stock Sector Average	-12.76	-12.78	-7.95	4.61	16.90

**Performance Analysis - Annualised 3 years**

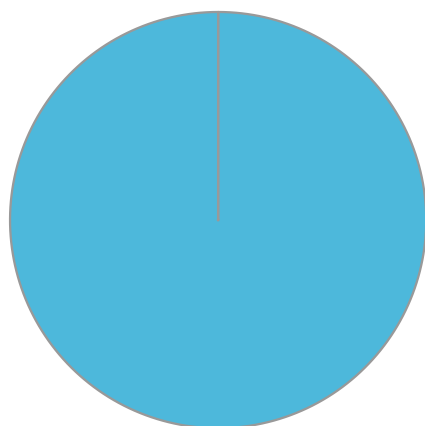
	Growth Rate %	Volatility	Alpha	Beta	Sharpe
Fund	-0.08	16.95	2.67	0.99	-0.01
Stock Sector Average	-2.72	16.89	0.00	1.00	-0.01

Royal London **UK Div Gth M Acc**

**Fund Composition**



	(%)
Industrials	18.49
Financials	16.25
Health Care	15.82
Consumer Services	14.23
Consumer Goods	13.94
Basic Materials	8.63
Oil & Gas	4.89
Utilities	3.96
Technology	3.78



	(%)
UK Equities	100.00

**Largest Holdings**

Holdings	(%)
ASTRAZENECA PLC	4.77
HIKMA PHARMACEUTICALS PLC	3.74
B & M EUROPEAN VALUE RETAIL SA	3.26
ASHTHEAD GROUP	3.25
RELX NV	3.25

Holdings	(%)
BUNZL	3.14
FEVERTREE DRINKS PLC	2.92
RIO TINTO	2.92
ROYAL DUTCH SHELL PLC	2.77
3I GROUP PLC	2.62

\* Data supplied by fund managers regarding fixed interests funds may not specify yield type. As the provision of redemption yield is an FCA regulatory requirement Novia assumes these are used.

**Important Information**

Performance details and yields are as at 30/09/2020. Performance figures are inclusive of net reinvested income. Source: FE. This document is designed only for professional investors and experienced advisers. The value of investments and the income gained may fluctuate. Investors may not get back the full amount invested. Past performance is not a guide to the future.