

TM Stnhg Flmng UK Bal Inc B I

Fund Information

Sector

IA Unclassified

Manager's Name

Peter McLean

Date Manager Appointed

Jul 2020

Launch Date

May 2010

Fund Size (£m)

£17.58

Yield* (See page2)

5.38 %

XD Dates

Aug 17, May 18, Feb 17, Nov 18

Last Distribution

17/08/20 (XD Date)

15/10/20 (Pay Date)

0.96(Distribution)

OCF

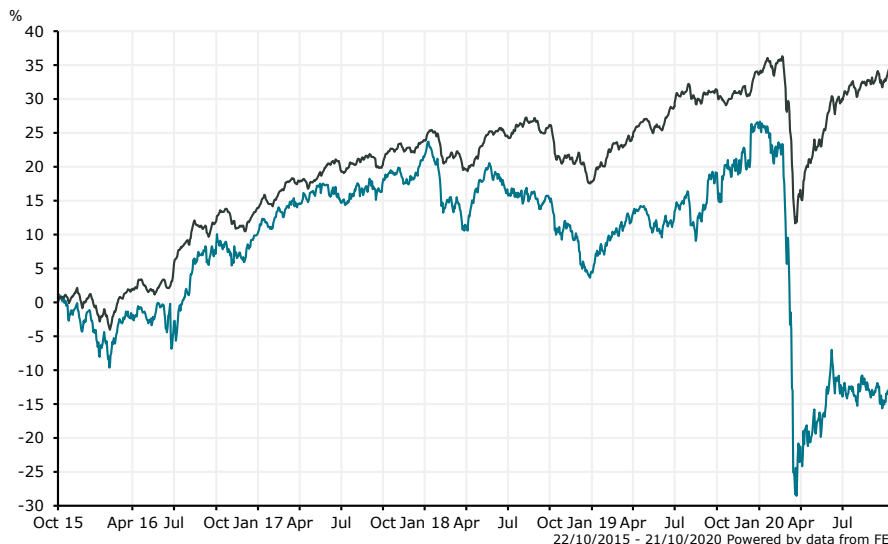
0.58 %

Fund Aim

The objective of the UK Balanced Income Fund is to provide income and growth.

Sector: IA Unclassified

Performance



■ TM Stnhg Flmng UK Bal Inc B I
■ IA Unclassified

Morningstar Analyst Rating

N/A

FE Crown Rating

👑👑👑👑👑

Discrete Performance - 12 months to 31/12/19

	2019	2018	2017	2016	2015
Fund	20.25	-13.91	10.38	11.51	4.59
Stock Sector Average	13.50	-5.04	8.78	12.56	1.72

Cumulative Performance to 30/09/20

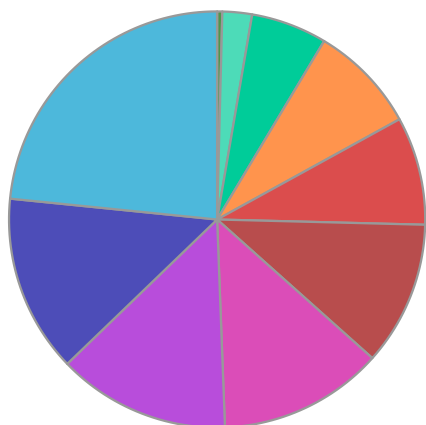
	1 Yr	2 Yrs	3 Yrs	4 Yrs	5 Yrs
Fund	-28.64	-26.34	-27.64	-20.74	-12.12
Stock Sector Average	0.87	5.10	10.19	18.53	35.73

Performance Analysis - Annualised 3 years

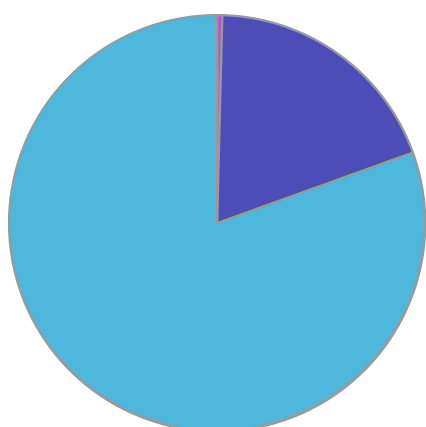
	Growth Rate %	Volatility	Alpha	Beta	Sharpe
Fund	-10.22	19.42	-14.56	1.92	-0.03
Stock Sector Average	3.29	9.09	0.00	1.00	0.00

TM Stnhg Flmng UK Bal Inc B I

Fund Composition



	(%)
Financials	23.40
Consumer Staples	13.80
Consumer Discretionary	13.40
Energy	12.80
Materials	11.20
Communications	8.40
Industrials	8.40
Health Care	5.90
Utilities	2.30
Money Market	0.40



	(%)
International Equities	80.50
Global Fixed Interest	19.10
Money Market	0.40

Largest Holdings

Holdings	(%)
ELECTRICITE DE FRANCE 6% PERP CALL 29/01/2026	3.60
HASTINGS GROUP HLDGS PLC	3.50
ASTRAZENECA PLC	3.30
DIRECT LINE INSURANCE GROUP PLC	3.30
BAE SYSTEMS	3.10

Holdings	(%)
AVIVA	2.80
LIVERPOOL VICTORIA 6.5% VAR 22/05/2043 CALL 22/05/2023	2.70
GLAXOSMITHKLINE	2.60
SAINSBURY(J)	2.60
BRITISH AMERICAN TOBACCO	2.50

* Data supplied by fund managers regarding fixed interests funds may not specify yield type. As the provision of redemption yield is an FCA regulatory requirement Novia assumes these are used.

Important Information

Performance details and yields are as at 30/09/2020. Performance figures are inclusive of net reinvested income. Source: FE. This document is designed only for professional investors and experienced advisers. The value of investments and the income gained may fluctuate. Investors may not get back the full amount invested. Past performance is not a guide to the future.