

Brown Advisory American B GBP

Fund Information

Sector
Equity - USA

Manager's Name
Christopher A Berrier
David J Schuster
Maneesh Bajaj
George Sakellaris

Date Manager Appointed
May 2008

Launch Date
Apr 2010

Fund Size (£m)
£59.46

Yield* (See page2)
1.17 %

XD Dates
Nov 01

Last Distribution
01/11/19 (XD Date)
14/11/19 (Pay Date)
0.05(Distribution)

OCF
1.00 %

Fund Aim

The Fund aims to achieve capital appreciation through a combination of Brown Advisory in-house U.S. equity strategies. The Fund has a fixed allocation of 75% to Flexible Equity and 25% to Small-Cap Blend. This is not a fund of funds.

Sector: Equity - USA

Performance



■ Brown Advisory American B GBP
■ Equity - USA

Discrete Performance - 12 months to 31/12/19

	2019	2018	2017	2016	2015
Fund	29.00	0.17	10.71	32.08	2.55
Stock Sector Average	27.26	-6.52	16.78	8.86	-1.57

Cumulative Performance to 30/09/20

	1 Yr	2 Yrs	3 Yrs	4 Yrs	5 Yrs
Fund	9.48	18.37	44.97	67.45	116.94
Stock Sector Average	11.57	13.41	30.77	51.19	66.98

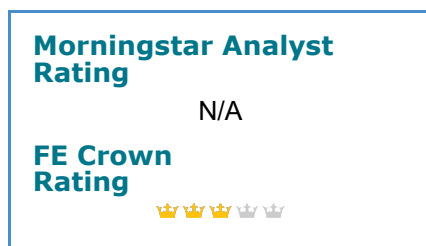
Performance Analysis - Annualised 3 years

	Growth Rate %	Volatility	Alpha	Beta	Sharpe
Fund	13.18	17.46	4.61	0.90	0.55
Stock Sector Average	9.36	17.54	0.00	1.00	0.33

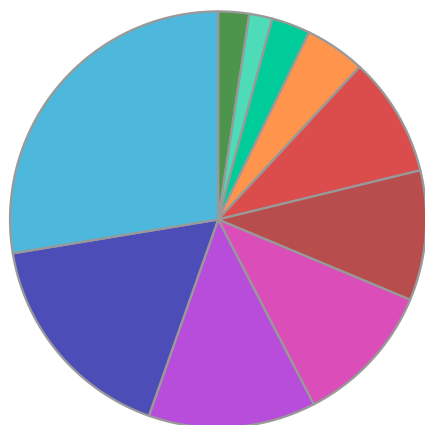
Morningstar Analyst Rating

N/A

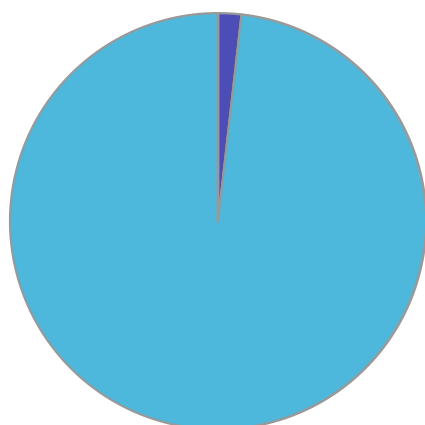
FE Crown Rating



Fund Composition



	(%)
Information Technology	27.60
Consumer Discretionary	17.00
Financials	13.00
Health Care	11.10
Communications	10.10
Industrials	9.30
Consumer Staples	4.70
Real Estate	3.00
Money Market	1.80
Others	2.40



	(%)
US Equities	98.20
Money Market	1.80

Largest Holdings

Holdings	(%)
MICROSOFT CORP	4.40
MASTERCARD INC	4.40
VISA INC	4.40
FACEBOOK INC	3.70
ALPHABET INC	3.70

Holdings	(%)
LOWES COMPANIES INC	3.30
APPLE INC	3.10
BERKSHIRE HATHAWAY INC	2.70
ALIBABA GROUP HLDG LTD	2.70
UNITEDHEALTH GROUP INC	2.40

* Data supplied by fund managers regarding fixed interests funds may not specify yield type. As the provision of redemption yield is an FCA regulatory requirement Novia assumes these are used.

Important Information

Performance details and yields are as at 30/09/2020. Performance figures are inclusive of net reinvested income. Source: FE. This document is designed only for professional investors and experienced advisers. The value of investments and the income gained may fluctuate. Investors may not get back the full amount invested. Past performance is not a guide to the future.