

## Liontrust Mon Inc Bd B Gr Inc

### Fund Information

**Sector**

IA Sterling Corporate Bond

**Manager's Name**

 Stuart Steven  
 Kenny Watson  
 Aitken Ross

**Date Manager Appointed**

Jun 2010

**Launch Date**

Jul 2010

**Fund Size(£m)**

£492.22

**Yield\*** (See page2)

4.65 %

**XD Dates**

Oct 01, Sep 01, Aug 03, Jul 01

**Last Distribution**

 01/10/20 (XD Date)  
 31/10/20 (Pay Date)  
 0.40(Distribution)

**OCF**

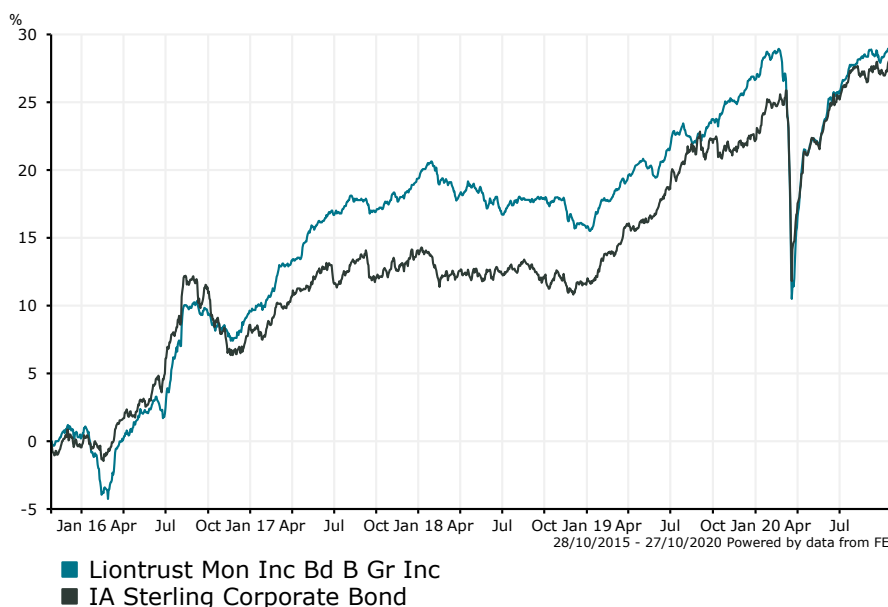
0.60 %

### Fund Aim

The Fund aims to produce a monthly income yield and the prospect of capital growth by investing in a portfolio of assets which comprises predominantly corporate bonds, and also includes government bonds, whilst at the same time actively managing the interest rate exposure of the Fund. The Fund pays interest distributions monthly. The Fund holds investment-grade Sterling corporate bonds, government bonds, non-Sterling investment grade corporate bonds and relevant derivative instruments.

**Sector:** IA Sterling Corporate Bond

### Performance


**Morningstar Analyst Rating**

N/A

**FE Crown Rating**

**Discrete Performance - 12 months to 31/12/19**

	2019	2018	2017	2016	2015
Fund	9.42	-3.04	8.87	9.42	1.45
Stock Sector Average	9.49	-2.22	5.06	9.08	-0.27

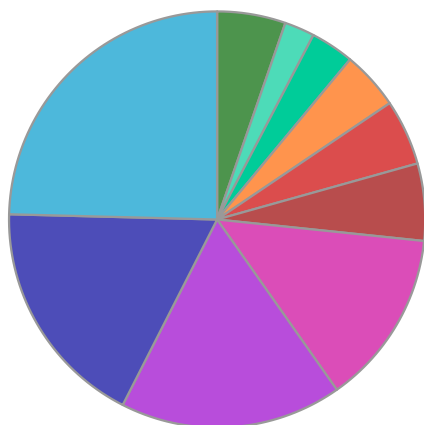
**Cumulative Performance to 30/09/20**

	1 Yr	2 Yrs	3 Yrs	4 Yrs	5 Yrs
Fund	3.66	8.83	9.75	17.15	29.58
Stock Sector Average	4.21	13.60	13.72	14.41	28.39

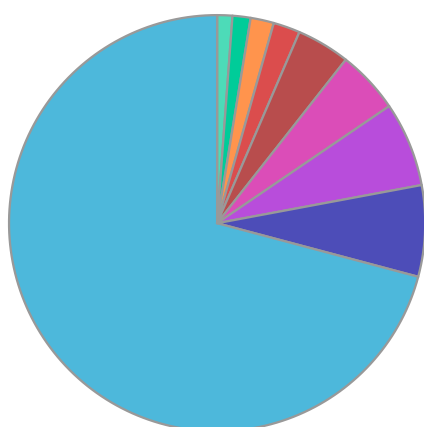
**Performance Analysis - Annualised 3 years**

	Growth Rate %	Volatility	Alpha	Beta	Sharpe
Fund	3.15	6.89	-1.47	1.08	0.00
Stock Sector Average	4.38	5.61	0.00	1.00	0.16

## Fund Composition



	(%)
Banks	24.60
Insurance	17.91
Telecommunications	17.25
Utilities	13.60
Real Estate	5.99
Government Bonds	5.10
Financial Services	4.53
Mortgage & Secured Bonds	3.37
Property	2.34
Others	5.32



	(%)
UK Fixed Interest	70.85
Dutch Fixed Interest	7.08
French Fixed Interest	6.57
US Fixed Interest	4.88
Luxembourg Fixed Interest	4.14
Irish Fixed Interest	2.08
Money Market	1.81
Italian Fixed Interest	1.40
Spanish Fixed Interest	1.18

## Largest Holdings

Holdings	(%)
HM TREASURY UNITED KINGDOM DMO 8% GILT 2021	5.10
STANDARD CHARTERED 5.125% DTD SUBORD NTS 06/06/34 GBP100000	3.47
HSBC HLDGS 7% SUBORD NTS 07/04/38 GBP50000	3.27
ORANGE SA 8.125% BDS 20/11/28 GBP1000	2.84
DEUTSCHE TELEKOM INTL FINANCE B.V. 9.25% BDS 1/6/32 USD1000	2.70

Holdings	(%)
VERIZON COMMUNICATIONS INC	2.68
HBOS CAPITAL FUNDING 6.85% PERP BDS USD1000	2.54
NATWEST GROUP PLC FXD TO FXD RT RST NTS 14/08/30 GBP T2	2.53
BRITISH TELECOMMUNICATIONS 9.875% NTS 15/12/30 USD1000	2.45
VODAFONE GROUP 5.90% EUR MED TRM NTS 26/11/32 GBP(VAR)	2.42

\* Data supplied by fund managers regarding fixed interests funds may not specify yield type. As the provision of redemption yield is an FCA regulatory requirement Novia assumes these are used.

## Important Information

Performance details and yields are as at 30/09/2020. Performance figures are inclusive of net reinvested income. Source: FE. This document is designed only for professional investors and experienced advisers. The value of investments and the income gained may fluctuate. Investors may not get back the full amount invested. Past performance is not a guide to the future.