

Barings Korea Trust I Acc GBP

Fund Information

Sector
Equity - Korea

Manager's Name
SooHai Lim
Eunice Hong

Date Manager Appointed
Jun 2018

Launch Date
Nov 2013

Fund Size (£m)
£82.25

Yield* (See page2)
0.00 %

XD Dates
May 01, Aug 09

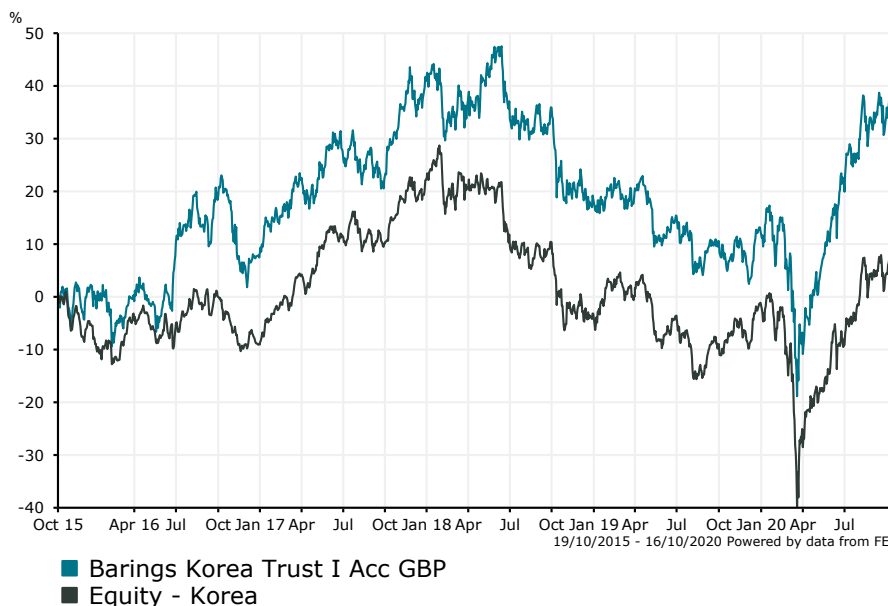
Last Distribution
01/05/20 (XD Date)
31/07/20 (Pay Date)
1.90(Distribution)

OCF
0.94 %

Fund Aim

The investment objective of the Trust is to achieve capital growth by investing in Korea.
Sector: Equity - Korea

Performance



Discrete Performance - 12 months to 31/12/19

	2019	2018	2017	2016	2015
Fund	-5.13	-15.88	31.12	5.28	12.74
Stock Sector Average	2.12	-20.81	34.38	-3.74	-3.56

Cumulative Performance to 30/09/20

	1 Yr	2 Yrs	3 Yrs	4 Yrs	5 Yrs
Fund	21.29	-1.34	9.67	13.31	39.30
Stock Sector Average	14.54	-5.59	-5.31	4.20	12.33

Performance Analysis - Annualised 3 years

	Growth Rate %	Volatility	Alpha	Beta	Sharpe
Fund	3.12	17.92	4.55	0.79	0.00
Stock Sector Average	-1.80	20.32	0.00	1.00	-0.01

Morningstar Analyst Rating

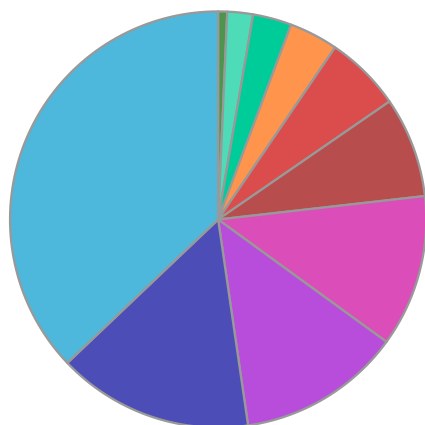
N/A

FE Crown Rating

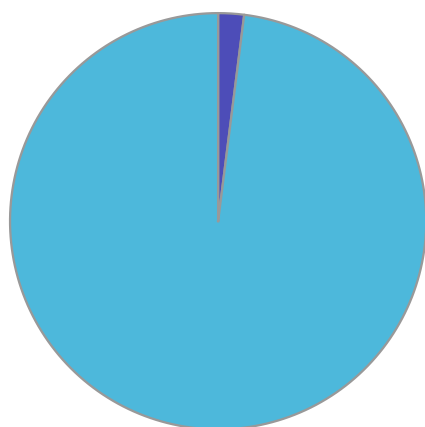


Barings Korea Trust I Acc GBP

Fund Composition



	(%)
Information Technology	37.10
Communications	15.20
Health Care	12.70
Materials	11.80
Consumer Staples	7.80
Financials	5.90
Consumer Discretionary	3.80
Industrials	3.00
Money Market	2.00
Real Estate	0.70



	(%)
South Korean Equities	98.00
Money Market	2.00

Largest Holdings

Holdings	(%)
SAMSUNG ELECTRONICS CO	8.81
SK HYNIX INC	6.96
LG CHEM	5.76
NAVER CORP	5.23
KAKAO CORP	5.07

Holdings	(%)
HYUNDAI MOTOR CO	5.02
LG HOUSEHOLD & HEALTH CARE LTD	4.34
SK TELECOM	4.29
SAMSUNG SDI	4.26
LG ELECTRONICS INC	3.10

* Data supplied by fund managers regarding fixed interests funds may not specify yield type. As the provision of redemption yield is an FCA regulatory requirement Novia assumes these are used.

Important Information

Performance details and yields are as at 30/09/2020. Performance figures are inclusive of net reinvested income. Source: FE. This document is designed only for professional investors and experienced advisers. The value of investments and the income gained may fluctuate. Investors may not get back the full amount invested. Past performance is not a guide to the future.