

Federated Hermes GblHYCr F A£
Fund Information
Sector

Fixed Int - Global High Yield

Manager's Name

Fraser Lundie

Date Manager Appointed

May 2010

Launch Date

May 2010

Fund Size(£m)

£304.48

Yield* (See page2)

0.00 %

XD Dates

N/A

Last Distribution

N/A (XD Date)

N/A (Pay Date)

N/A(Distribution)

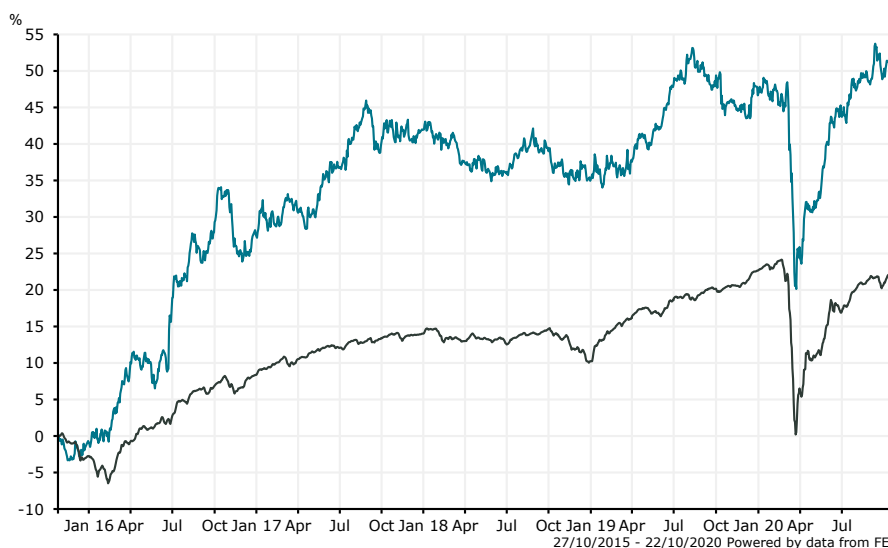
OCF

0.83 %

Fund Aim


The investment objective of the Fund is to generate a high level of income by investing primarily in a diversified portfolio of high yield securities.

Sector: Fixed Int - Global High Yield

Performance


■ Federated Hermes GblHYCr F A£
■ Fixed Int - Global High Yield

Morningstar Analyst Rating
 N/A

FE Crown Rating


Discrete Performance - 12 months to 31/12/19

	2019	2018	2017	2016	2015
Fund	8.68	-4.92	11.26	28.46	-7.49
Stock Sector Average	11.23	-3.30	5.21	11.43	-2.49

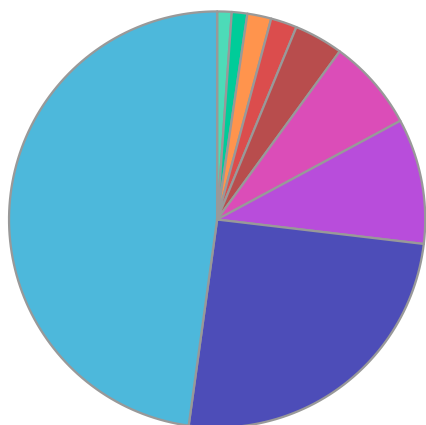
Cumulative Performance to 30/09/20

	1 Yr	2 Yrs	3 Yrs	4 Yrs	5 Yrs
Fund	0.92	7.00	6.81	16.73	49.63
Stock Sector Average	0.49	5.39	6.52	13.08	23.64

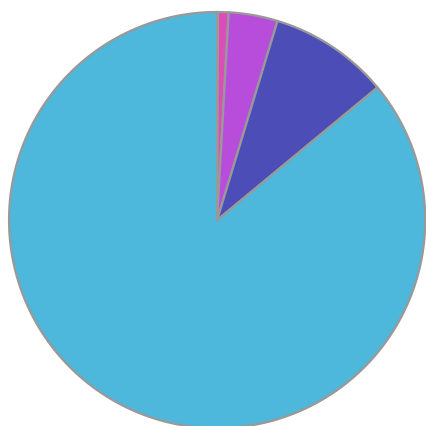
Performance Analysis - Annualised 3 years

	Growth Rate %	Volatility	Alpha	Beta	Sharpe
Fund	2.22	10.27	0.05	1.07	0.00
Stock Sector Average	2.13	8.69	0.00	1.00	0.00

Fund Composition



	(%)
North America	55.28
Europe	29.26
UK	11.26
Latin America	8.22
Money Market	4.40
Middle East/ Africa	2.35
Asia	2.15
Eastern Europe	1.39
Emerging Asia	1.30



	(%)
Global Fixed Interest	99.43
Alternative Investment Strategies	10.77
Money Market	4.40
Global Fixed Interest	0.94
Convertibles	0.08

Largest Holdings

Holdings	(%)
BHP BILLITON PLC	2.07
ENBRIDGE INC	1.99
TOLL BROS INC	1.97
NXP SEMICONDUCTORS NV	1.68
LENNAR CORP	1.58

Holdings	(%)
ANGLO AMERICAN	1.48
TESCO CORP	1.46
BARCLAYS PLC	1.46
ALLY FINANCIAL INC	1.42
HUNTSMAN CORP	1.42

* Data supplied by fund managers regarding fixed interests funds may not specify yield type. As the provision of redemption yield is an FCA regulatory requirement Novia assumes these are used.

Important Information

Performance details and yields are as at 30/09/2020. Performance figures are inclusive of net reinvested income. Source: FE. This document is designed only for professional investors and experienced advisers. The value of investments and the income gained may fluctuate. Investors may not get back the full amount invested. Past performance is not a guide to the future.