

Liontrust US Income C Acc GBP

Fund Information

Sector

IA North America

Manager's Name

George Boyd-Bowman

Date Manager Appointed

Sep 2016

Launch Date

May 2013

Fund Size (£m)

£26.77

Yield* (See page2)

2.84 %

XD Dates

Jul 01, Jan 02, Apr 03

Last Distribution

01/07/20 (XD Date)

31/08/20 (Pay Date)

2.24(Distribution)

OCF

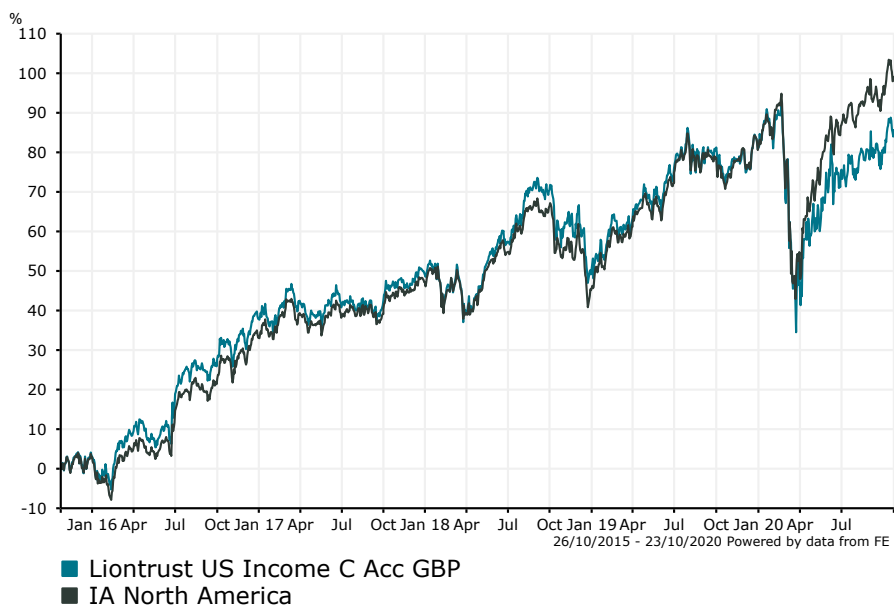
0.90 %

Fund Aim


The investment objective of the Liontrust US Income Fund is to generate income with the potential for long term (5 years or more) capital growth. Income Target Benchmark - The Fund aims to deliver a net target yield of at least 110% of the net yield of the S&P 500 Index on a 3 year rolling basis.

Sector: IA North America

Performance



Morningstar Analyst Rating
N/A

FE Crown Rating


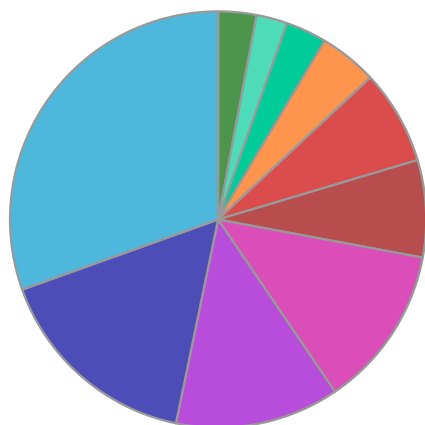
Discrete Performance - 12 months to 31/12/19					
	2019	2018	2017	2016	2015
Fund	21.26	-0.21	8.38	33.36	7.41
Stock Sector Average	24.41	-1.37	10.53	29.31	4.18

Cumulative Performance to 30/09/20					
	1 Yr	2 Yrs	3 Yrs	4 Yrs	5 Yrs
Fund	-0.28	5.71	27.28	42.88	99.01
Stock Sector Average	9.12	17.24	39.90	60.37	108.57

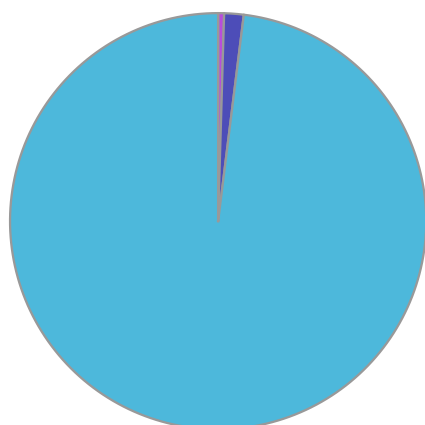
Performance Analysis - Annualised 3 years					
	Growth Rate %	Volatility	Alpha	Beta	Sharpe
Fund	8.37	14.98	-2.46	0.94	0.33
Stock Sector Average	11.84	15.60	0.00	1.00	0.53

Liontrust **US Income C Acc GBP**

Fund Composition



	(%)
Information Technology	30.47
Industrials	16.28
Financials	12.74
Health Care	12.58
Consumer Discretionary	7.54
Consumer Staples	7.33
Utilities	4.50
Materials	3.18
Real Estate	2.41
Others	2.97



	(%)
US Equities	98.03
Canadian Equities	1.51
Money Market	0.46

Largest Holdings

Holdings	(%)
APPLE INC	6.67
MICROSOFT CORP	6.39
UNITEDHEALTH GROUP INC	2.64
NEXTERA ENERGY INC	2.46
VISA INC	2.41

Holdings	(%)
AMERICAN TOWER CORP	2.41
WALMART INC	2.32
TJX COS INC	2.23
MARSH & MCLENNAN COS INC	2.23
HONEYWELL INTERNATIONAL INC	2.22

* Data supplied by fund managers regarding fixed interests funds may not specify yield type. As the provision of redemption yield is an FCA regulatory requirement Novia assumes these are used.

Important Information

Performance details and yields are as at 30/09/2020. Performance figures are inclusive of net reinvested income. Source: FE. This document is designed only for professional investors and experienced advisers. The value of investments and the income gained may fluctuate. Investors may not get back the full amount invested. Past performance is not a guide to the future.