

## Liontrust US Income C Inc GBP

### Fund Information

**Sector**

IA North America

**Manager's Name**

George Boyd-Bowman

**Date Manager Appointed**

Sep 2016

**Launch Date**

May 2013

**Fund Size (£m)**

£26.62

**Yield\*** (See page2)

1.42 %

**XD Dates**

Jul 01, Apr 01, Jan 02, Oct 01

**Last Distribution**

01/07/20 (XD Date)

31/08/20 (Pay Date)

0.94(Distribution)

**OCF**

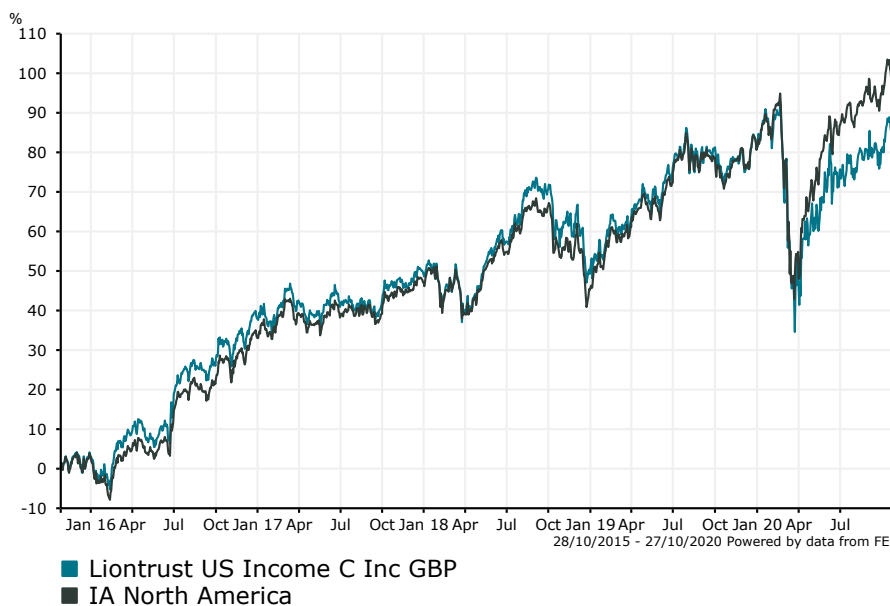
0.90 %

### Fund Aim

The investment objective of the Liontrust US Income Fund is to generate income with the potential for long term (5 years or more) capital growth. Income Target Benchmark - The Fund aims to deliver a net target yield of at least 110% of the net yield of the S&P 500 Index on a 3 year rolling basis.

**Sector:** IA North America

### Performance



**Morningstar Analyst Rating**  
N/A

**FE Crown Rating**  


#### Discrete Performance - 12 months to 31/12/19

	2019	2018	2017	2016	2015
Fund	21.23	-0.23	8.36	33.41	7.39
Stock Sector Average	24.41	-1.37	10.53	29.31	4.18

#### Cumulative Performance to 30/09/20

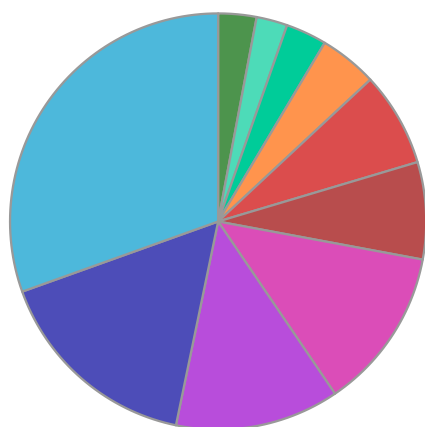
	1 Yr	2 Yrs	3 Yrs	4 Yrs	5 Yrs
Fund	-0.31	5.71	27.28	42.83	99.07
Stock Sector Average	9.12	17.24	39.90	60.37	108.57

#### Performance Analysis - Annualised 3 years

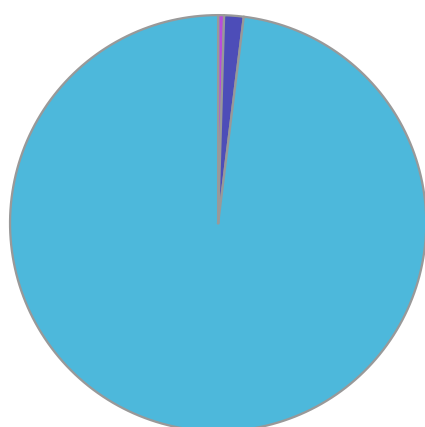
	Growth Rate %	Volatility	Alpha	Beta	Sharpe
Fund	8.37	14.98	-2.46	0.94	0.33
Stock Sector Average	11.84	15.60	0.00	1.00	0.53

Liontrust **US Income C Inc GBP**

**Fund Composition**



	(%)
Information Technology	30.47
Industrials	16.28
Financials	12.74
Health Care	12.58
Consumer Discretionary	7.54
Consumer Staples	7.33
Utilities	4.50
Materials	3.18
Real Estate	2.41
Others	2.97



	(%)
US Equities	98.03
Canadian Equities	1.51
Money Market	0.46

**Largest Holdings**

Holdings	(%)
APPLE INC	6.67
MICROSOFT CORP	6.39
UNITEDHEALTH GROUP INC	2.64
NEXTERA ENERGY INC	2.46
VISA INC	2.41

Holdings	(%)
AMERICAN TOWER CORP	2.41
WALMART INC	2.32
TJX COS INC	2.23
MARSH & MCLENNAN COS INC	2.23
HONEYWELL INTERNATIONAL INC	2.22

\* Data supplied by fund managers regarding fixed interests funds may not specify yield type. As the provision of redemption yield is an FCA regulatory requirement Novia assumes these are used.

**Important Information**

Performance details and yields are as at 30/09/2020. Performance figures are inclusive of net reinvested income. Source: FE. This document is designed only for professional investors and experienced advisers. The value of investments and the income gained may fluctuate. Investors may not get back the full amount invested. Past performance is not a guide to the future.