



Liontrust Latin America C Acc GBP

Fund Information

Sector
IA Specialist

Manager's Name
Thomas Smith

Date Manager Appointed
Dec 2010

Launch Date
May 2013

Fund Size (£m)
£26.12

Yield* (See page2)
3.00 %

XD Dates
Jan 02, Jul 03

Last Distribution
02/01/20 (XD Date)
28/02/20 (Pay Date)
2.73(Distribution)

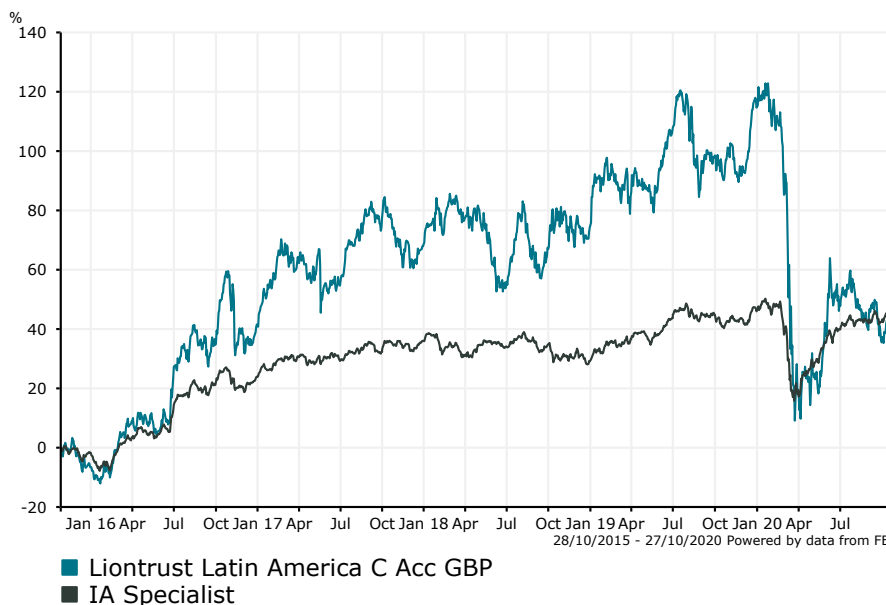
OCF
0.93 %

Fund Aim

The investment objective of Liontrust Latin America Fund is to generate long term (5 years or more) capital growth.

Sector: IA Specialist

Performance



Morningstar Analyst Rating
N/A

FE Crown Rating
★★★★★

Discrete Performance - 12 months to 31/12/19

	2019	2018	2017	2016	2015
Fund	23.19	3.76	18.63	51.48	-20.86
Stock Sector Average	13.04	-5.05	9.73	26.17	-5.66

Cumulative Performance to 30/09/20

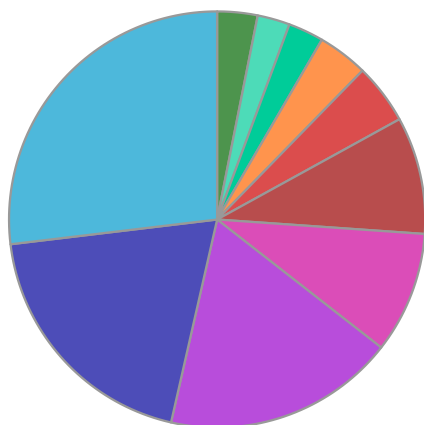
	1 Yr	2 Yrs	3 Yrs	4 Yrs	5 Yrs
Fund	-31.54	-19.09	-22.24	0.61	46.88
Stock Sector Average	-1.74	5.71	7.58	17.45	48.67

Performance Analysis - Annualised 3 years

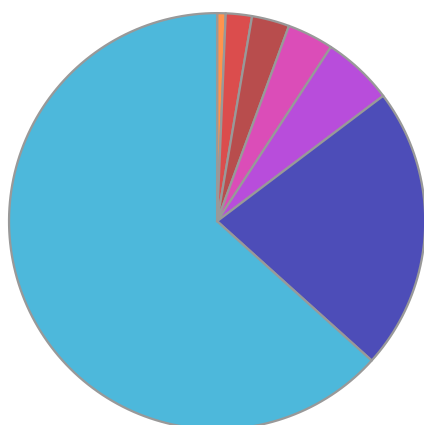
	Growth Rate %	Volatility	Alpha	Beta	Sharpe
Fund	-8.04	31.00	-9.10	2.05	-0.04
Stock Sector Average	2.46	11.94	0.00	1.00	0.00

Liontrust **Latin America C Acc GBP**

Fund Composition



	(%)
Financials	26.90
Materials	19.55
Consumer Discretionary	18.01
Industrials	9.44
Utilities	9.11
Communications	4.69
Information Technology	3.91
Energy	2.75
Real Estate	2.52
Others	3.13



	(%)
Brazilian Equities	63.33
Mexican Equities	21.97
Chilean Equities	5.50
American Emerging Equities	3.60
Peruvian Equity	2.92
Canadian Equities	2.03
Money Market	0.66

Largest Holdings

Holdings	(%)
VALE SA	9.53
ITAUSA SA	4.94
AMERICA MOVIL SAB DE CV	4.69
BANCO BRADESCO SA	4.32
CREDICORP	2.92

Holdings	(%)
BANCO DO BRASIL	2.85
CIA LOCACAO AMERICAS	2.84
RUMO SA	2.83
BANCO DE CHILE	2.76
PETROLEO BRASILEIRO SA PETROBRAS	2.75

* Data supplied by fund managers regarding fixed interests funds may not specify yield type. As the provision of redemption yield is an FCA regulatory requirement Novia assumes these are used.

Important Information

Performance details and yields are as at 30/09/2020. Performance figures are inclusive of net reinvested income. Source: FE. This document is designed only for professional investors and experienced advisers. The value of investments and the income gained may fluctuate. Investors may not get back the full amount invested. Past performance is not a guide to the future.