

## Vanguard UK STInvGrdBd Idx I£

### Fund Information

**Sector**  
Fixed Int - GBP Short/ Medium Maturity

**Manager's Name**  
Vanguard Fixed Income Group

**Date Manager Appointed**  
May 2013

**Launch Date**  
May 2013

**Fund Size (£m)**  
£2193.57

**Yield\*** (See page 2)  
0.00 %

**XD Dates**  
Sep 30, Jun 30, Mar 31, Dec 31

**Last Distribution**  
30/09/20 (XD Date)  
14/10/20 (Pay Date)  
0.32(Distribution)

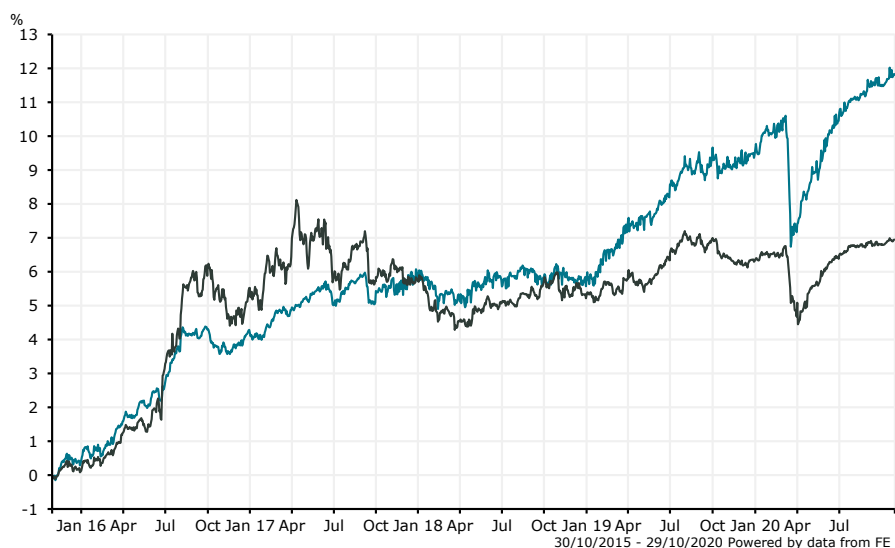
**OCF**  
0.12 %

### Fund Aim

The Fund seeks to provide returns consistent with the performance of the Bloomberg Barclays GBP Non-Government 1-5 Year 200MM Float Adjusted Bond Index.

**Sector:** Fixed Int - GBP Short/ Medium Maturity

### Performance



■ Vanguard UK STInvGrdBd Idx I£  
■ Fixed Int - GBP Short/ Medium Maturity

**Morningstar Analyst Rating**

N/A

**FE Crown Rating**

#### Discrete Performance - 12 months to 31/12/19

	2019	2018	2017	2016	2015
Fund	3.67	-0.21	1.45	3.94	0.98
Stock Sector Average	1.04	-0.52	0.23	5.41	0.15

#### Cumulative Performance to 30/09/20

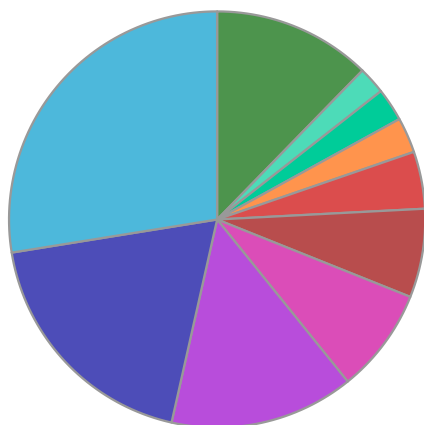
	1 Yr	2 Yrs	3 Yrs	4 Yrs	5 Yrs
Fund	1.97	5.34	6.07	6.88	11.68
Stock Sector Average	-0.15	1.10	1.01	0.87	6.95

#### Performance Analysis - Annualised 3 years

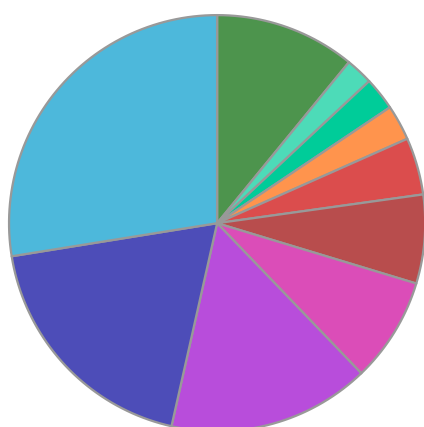
	Growth Rate %	Volatility	Alpha	Beta	Sharpe
Fund	1.98	2.17	1.58	1.21	0.00
Stock Sector Average	0.34	1.56	0.00	1.00	0.00

Vanguard UK STInvGrdBd Idx £

**Fund Composition**



	(%)
UK	27.54
Germany	18.94
Not Specified	14.31
USA	8.14
France	6.89
Canada	4.44
Netherlands	2.75
Australia	2.56
Sweden	2.12
Others	12.30



	(%)
UK Corporate Fixed Interest	27.54
German Corporate Fixed Interest	18.94
Global Corporate Fixed Interest	15.70
US Corporate Fixed Interest	8.14
French Corporate Fixed Interest	6.89
Canadian Corporate Fixed Interest	4.44
Dutch Corporate Fixed Interest	2.75
Australian Corporate Fixed Interest	2.56
Swedish Corporate Fixed Interest	2.12
Others	10.92

**Largest Holdings**

Holdings	(%)
EUROPEAN INVESTMENT BANK 1.375% MTN 07/03/25 GBP1000	1.31
KREDITANSTALT FUR WIEDERAUFBAU KFW 0.875% BDS 15/03/22 GBP1000000	1.08
EUROPEAN INVESTMENT BANK 0.875% MTN 15/12/23 GBP1000	1.08
INTER-AMERICAN DEVELOPMENT BANK 1.25% NTS 15/12/23 GBP1000	1.06
KREDITANSTALT FUR WIEDERAUFBAU KFW 1.375% BDS 09/12/24 GBP1000	1.06

Holdings	(%)
EUROPEAN INVESTMENT BANK 2.5% BDS 31/10/22 GBP100	1.04
KREDITANSTALT FUR WIEDERAUFBAU KFW 1.25% BDS 29/12/23 GBP1000	1.01
KREDITANSTALT FUR WIEDERAUFBAU KFW 0.875% BDS 18/07/24 GBP1000	0.88
KREDITANSTALT FUR WIEDERAUFBAU KFW 1% MTN 15/12/22 GBP1000	0.87
FMS WERTMANAGEMENT 0.875% NTS 14/02/22 GBP100000	0.81

\* Data supplied by fund managers regarding fixed interests funds may not specify yield type. As the provision of redemption yield is an FCA regulatory requirement Novia assumes these are used.

**Important Information**

Performance details and yields are as at 30/09/2020. Performance figures are inclusive of net reinvested income. Source: FE. This document is designed only for professional investors and experienced advisers. The value of investments and the income gained may fluctuate. Investors may not get back the full amount invested. Past performance is not a guide to the future.