

EF 8AM Multi-Stgy Pfl IV A

Fund Information

Sector

IA Volatility Managed

Manager's Name

 Tom McGrath
 Anthony Walters

Date Manager Appointed

Jun 2020

Launch Date

May 2013

Fund Size (£m)

£2.96

Yield* (See page2)

0.08 %

XD Dates

Jul 01, Jan 02

Last Distribution

01/07/20 (XD Date)

31/08/20 (Pay Date)

0.00(Distribution)

OCF

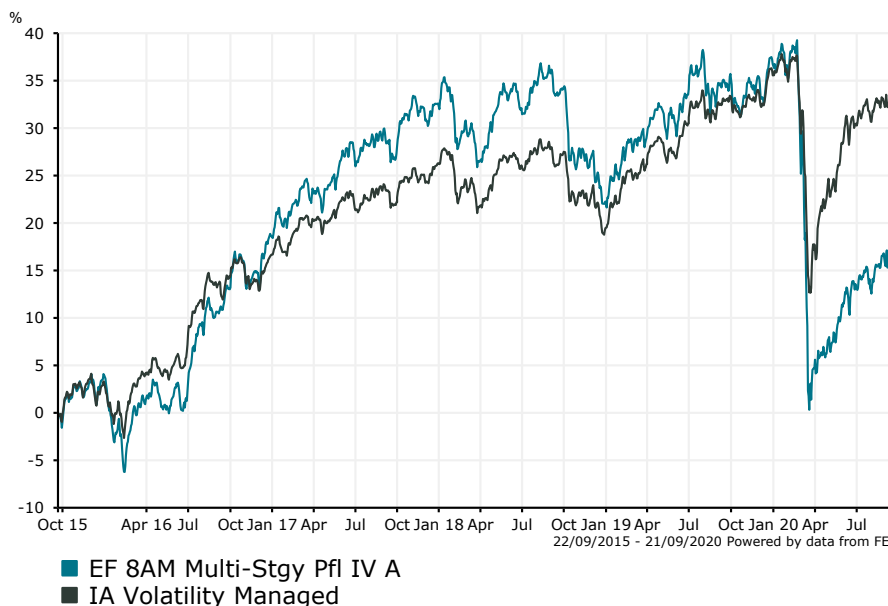
2.27 %

Fund Aim

The objective of the Fund is to achieve long-term capital growth.

Sector: IA Volatility Managed

Performance



Discrete Performance - 12 months to 31/12/19

	2019	2018	2017	2016	2015
Fund	11.84	-7.79	11.81	14.07	4.18
Stock Sector Average	13.47	-5.41	8.25	13.12	1.54

Cumulative Performance to 31/08/20

	1 Yr	2 Yrs	3 Yrs	4 Yrs	5 Yrs
Fund	-12.60	-13.97	-9.71	5.74	16.38
Stock Sector Average	0.53	3.93	7.33	16.71	31.68

Performance Analysis - Annualised 3 years

	Growth Rate %	Volatility	Alpha	Beta	Sharpe
Fund	-3.35	13.75	-6.20	1.43	-0.01
Stock Sector Average	2.39	9.10	0.00	1.00	0.00

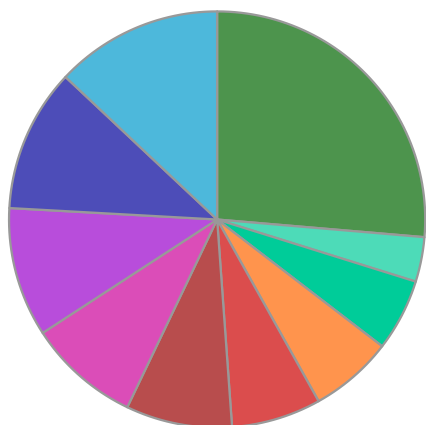
Morningstar Analyst Rating

N/A

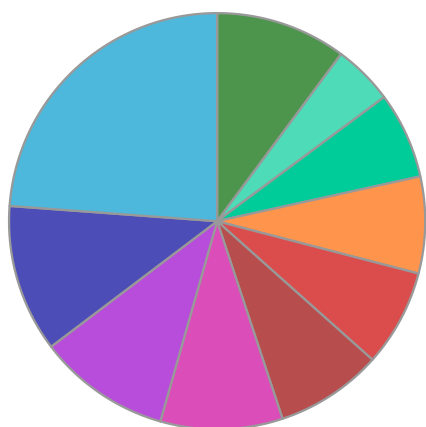
FE Crown Rating


EF 8AM Multi-Stgy Pfl IV A

Fund Composition



	(%)
Financials	12.99
Government Bonds	11.13
Information Technology	10.05
Industrials	8.72
Health Care	8.25
Money Market	6.96
Consumer Discretionary	6.47
Communications	5.60
Consumer Goods	3.47
Others	26.35



	(%)
North American Equities	23.83
Global Fixed Interest	11.47
UK Equities	10.30
UK Corporate Fixed Interest	9.49
Asia Pacific ex Japan Equities	8.32
UK Equities	7.54
Europe ex UK Equities	7.51
Japanese Equities	6.71
Global Emerging Market Equities	4.67
Others	10.16

Largest Holdings

Holdings	(%)
SPDR FTSE UK ALL SHARE UCITS ETF	12.12
JANUS HENDERSON US GROWTH FUND	9.69
HSBC AMERICAN INDEX	9.30
JPM ASIA GROWTH FUND	8.32
ASI UK SMALLER COMPANIES FUND	7.54

Holdings	(%)
LF MITON EUROPEAN	7.51
JUPITER JAPAN INCOME FUND	6.71
ISHARES GLOBAL INFL LNKD GOVT BOND	5.78
ISHARES OVERSEAS GOVT BOND	5.69
JANUS HENDERSON ALL STOCKS CREDIT FUND	5.11

* Data supplied by fund managers regarding fixed interests funds may not specify yield type. As the provision of redemption yield is an FCA regulatory requirement Novia assumes these are used.

Important Information

Performance details and yields are as at 31/08/2020. Performance figures are inclusive of net reinvested income. Source: FE. This document is designed only for professional investors and experienced advisers. The value of investments and the income gained may fluctuate. Investors may not get back the full amount invested. Past performance is not a guide to the future.