

EF 8AM Focussed A

Fund Information

Sector

IA Flexible Investment

Manager's Name

Tom McGrath
Andrew Merricks

Date Manager Appointed

Dec 2014

Launch Date

May 2013

Fund Size (£m)

£15.15

Yield* (See page2)

0.00 %

XD Dates

Jul 01

Last Distribution

01/07/20 (XD Date)

31/08/20 (Pay Date)

0.00(Distribution)

OCF

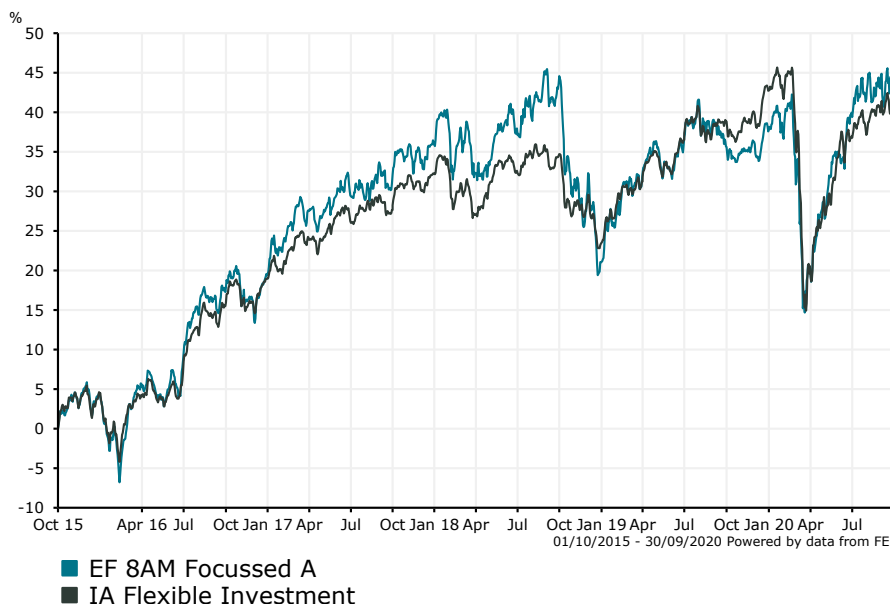
1.99 %

Fund Aim

The objective of the Fund is to achieve long-term capital growth.

Sector: IA Flexible Investment

Performance



Discrete Performance - 12 months to 31/12/19

	2019	2018	2017	2016	2015
Fund	13.69	-11.08	14.02	14.43	1.29
Stock Sector Average	15.66	-6.72	11.21	13.82	1.99

Cumulative Performance to 30/09/20

	1 Yr	2 Yrs	3 Yrs	4 Yrs	5 Yrs
Fund	5.76	-0.05	9.54	22.37	44.26
Stock Sector Average	0.93	4.20	9.80	21.36	41.32

Performance Analysis - Annualised 3 years

	Growth Rate %	Volatility	Alpha	Beta	Sharpe
Fund	3.08	12.26	0.05	1.00	0.00
Stock Sector Average	3.17	11.00	0.00	1.00	0.00

Morningstar Analyst Rating

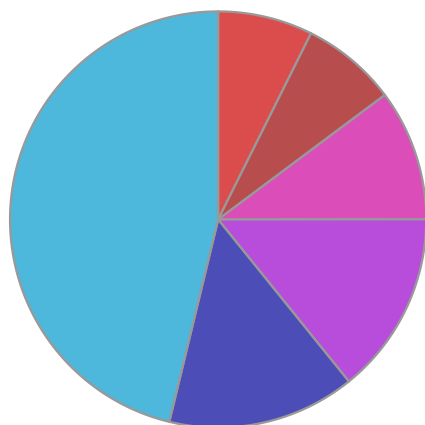
N/A

FE Crown Rating

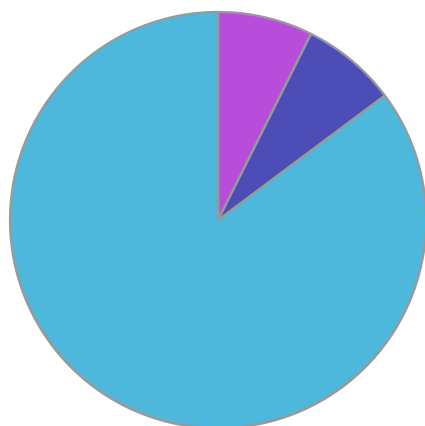


EF 8AM Focussed A

Fund Composition



	(%)
Others	46.23
Others	14.58
Others	14.21
Commodity & Energy	10.19
Money Market	7.42
Global Government Fixed Interest	7.37



	(%)
Not Specified	85.21
Money Market	7.42
International	7.37

Largest Holdings

Holdings	(%)
EMQQ EMERGING MARKETS AND E-COMMERCE UCITS ETF	7.85
ETFS GBP DAILY HEDGED PHYSICAL GOLD	7.21
XTRACKERS DAX UCITS ETF	7.05
HEPTAGON FUTURE TRENDS EQUITY FUND	7.01
VANECK VECTORS VIDEO GAMING AND ESPORTS UCITS ETF	6.94

Holdings	(%)
SMITH & WILLIAMSON ARTIFICIAL INTELLIGENCE FUND	6.91
ISHARES HEALTHCARE INNVT UCITS ETF USD	6.87
ETFS ISE CYBER SECURITY GO UCITS	6.75
FIRST TRUST GLOBAL FUNDS PUBLIC LIMITED COMPANY CLOUD COMPUTING UCITS ETF	5.52

* Data supplied by fund managers regarding fixed interests funds may not specify yield type. As the provision of redemption yield is an FCA regulatory requirement Novia assumes these are used.

Important Information

Performance details and yields are as at 30/09/2020. Performance figures are inclusive of net reinvested income. Source: FE. This document is designed only for professional investors and experienced advisers. The value of investments and the income gained may fluctuate. Investors may not get back the full amount invested. Past performance is not a guide to the future.