

JOHCM UK Equity Income Y Acc

Fund Information

Sector

IA UK Equity Income

Manager's Name

 James Lowen
Clive Beagles

Date Manager Appointed

Sep 2007

Launch Date

May 2013

Fund Size (£m)

£1490.00

Yield* (See page2)

5.39 %

XD Dates

Jun 30, Mar 31, Jan 02, Oct 01

Last Distribution

30/06/20 (XD Date)

31/08/20 (Pay Date)

0.01(Distribution)

OCF

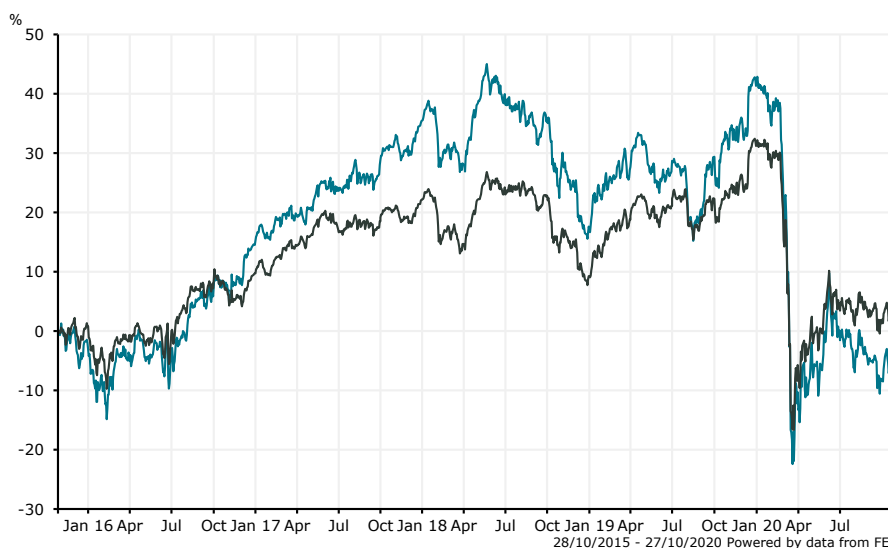
0.67 %

Fund Aim

To generate long-term capital and income growth through active management of a portfolio of UK equities.

Sector: IA UK Equity Income

Performance



■ JOHCM UK Equity Income Y Acc
■ IA UK Equity Income

Morningstar Analyst Rating

Silver

FE Crown Rating


Discrete Performance - 12 months to 31/12/19

	2019	2018	2017	2016	2015
Fund	20.16	-13.13	18.23	16.83	1.06
Stock Sector Average	20.07	-10.54	11.32	8.84	6.20

Cumulative Performance to 30/09/20

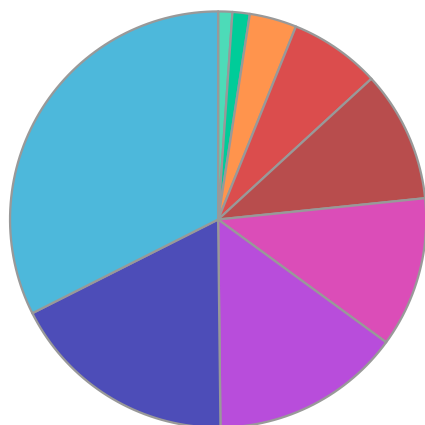
	1 Yr	2 Yrs	3 Yrs	4 Yrs	5 Yrs
Fund	-29.17	-32.32	-28.46	-13.47	-4.31
Stock Sector Average	-17.24	-17.38	-14.54	-5.49	5.27

Performance Analysis - Annualised 3 years

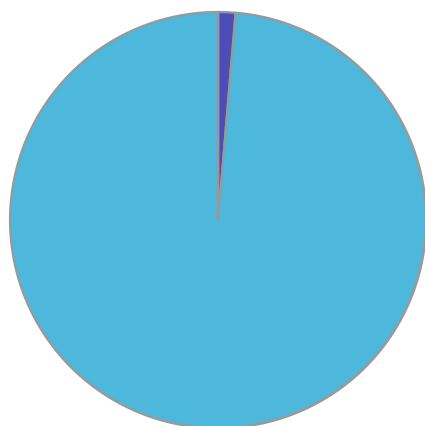
	Growth Rate %	Volatility	Alpha	Beta	Sharpe
Fund	-10.56	21.07	-3.72	1.28	-0.03
Stock Sector Average	-5.10	16.15	0.00	1.00	-0.01

JOHCM UK Equity Income Y Acc

Fund Composition



	(%)
Financials	32.44
Consumer Services	17.75
Basic Materials	14.78
Industrials	11.68
Oil & Gas	10.19
Consumer Goods	7.08
Telecommunications	3.66
Money Market	1.34
Utilities	1.10



	(%)
UK Equities	98.66
Money Market	1.34

Largest Holdings

Holdings	(%)
BP	5.23
RIO TINTO	4.28
ANGLO AMERICAN	4.27
TESCO	4.14
BARCLAYS	4.00

Holdings	(%)
GLENCORE PLC	3.71
LEGAL & GENERAL GROUP	3.67
VODAFONE GROUP PLC	3.66
WPP PLC	3.62
PHOENIX GROUP HLDGS PLC	3.41

* Data supplied by fund managers regarding fixed interests funds may not specify yield type. As the provision of redemption yield is an FCA regulatory requirement Novia assumes these are used.

Important Information

Performance details and yields are as at 30/09/2020. Performance figures are inclusive of net reinvested income. Source: FE. This document is designed only for professional investors and experienced advisers. The value of investments and the income gained may fluctuate. Investors may not get back the full amount invested. Past performance is not a guide to the future.