

SPDRS&PGIDvArtUCTS £

Fund Information

Sector

Equity - Global

Manager's Name

N/A

Date Manager Appointed

N/A

Launch Date

May 2013

Fund Size(£m)

£524.25

Yield* (See page2)

0.00 %

XD Dates

Aug 03, May 04, Feb 03, Nov 01

Last Distribution

03/08/20 (XD Date)

18/08/20 (Pay Date)

0.22(Distribution)

OCF

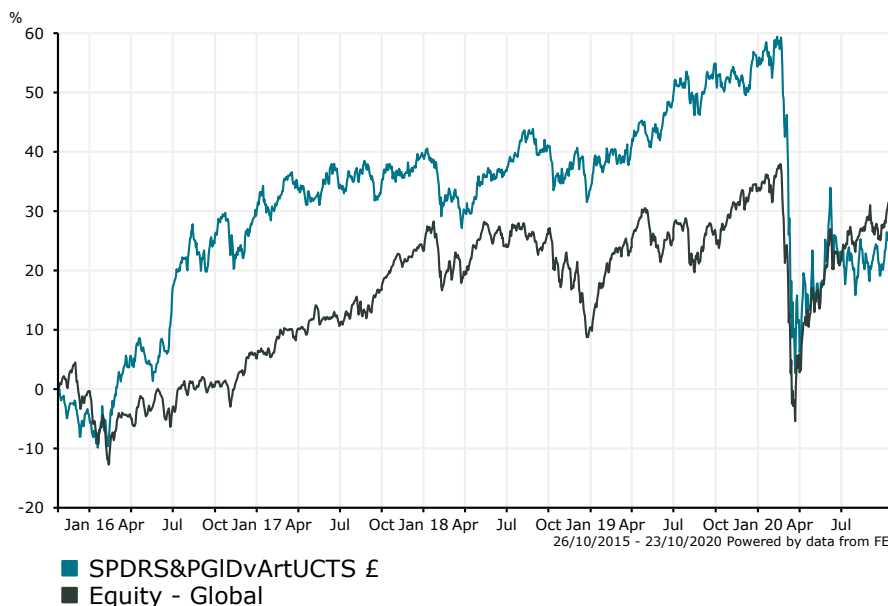
0.45 %

Fund Aim

The objective of the Fund is to track the performance of high dividend yielding equities globally.

Sector: Equity - Global

Performance



Discrete Performance - 12 months to 31/12/19

	2019	2018	2017	2016	2015
Fund	15.58	-4.17	7.86	34.90	-4.86
Stock Sector Average	20.78	-10.65	17.36	5.70	-2.63

Cumulative Performance to 30/09/20

	1 Yr	2 Yrs	3 Yrs	4 Yrs	5 Yrs
Fund	-22.39	-14.89	-10.17	-3.57	25.97
Stock Sector Average	0.23	0.79	8.84	26.66	36.21

Performance Analysis - Annualised 3 years

	Growth Rate %	Volatility	Alpha	Beta	Sharpe
Fund	-3.51	16.28	-5.39	0.85	-0.01
Stock Sector Average	2.87	15.33	0.00	1.00	0.00

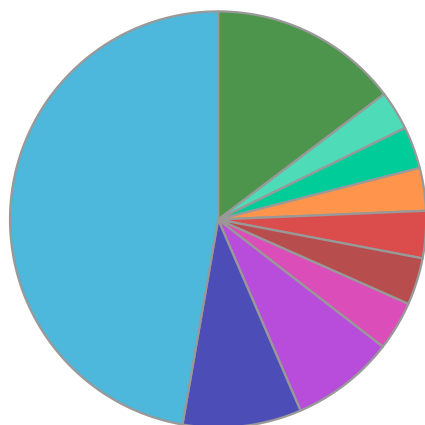
Morningstar Analyst Rating

N/A

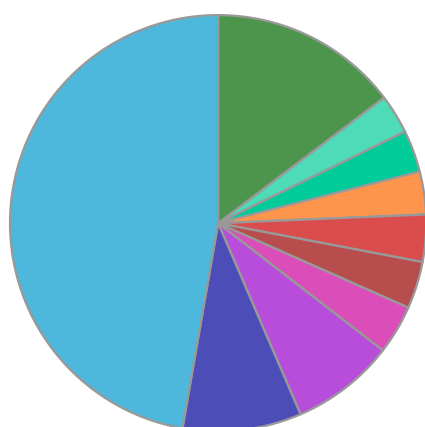
FE Crown Rating

SPDRS&PGIDvArtUCTS £

Fund Composition



	(%)
US Equities	47.26
Canadian Equities	9.22
Japanese Equities	8.05
UK Equities	3.82
Finnish Equities	3.66
French Equities	3.66
Australian Equities	3.32
Hong Kong Equities	3.26
Chinese Equities	3.05
Others	14.70



	(%)
USA	47.26
Canada	9.22
Japan	8.05
UK	3.82
Finland	3.66
France	3.66
Australia	3.32
Hong Kong	3.26
China	3.05
Others	14.70

Largest Holdings

Holdings	(%)
DOMINION ENERGY INC	3.19
UNIVERSAL CORP	3.16
AT&T INC	2.92
INTERNATIONAL PAPER CO	2.91
INTERNATIONAL BUS MACH CORP	2.87

Holdings	(%)
LTC PROPERTIES INC	2.80
JANUS HENDERSON GROUP PLC	2.80
SCHWEITZER-MAUDUIT INTL INC	2.60
PPL CORP	2.57
FREENET AG	2.55

* Data supplied by fund managers regarding fixed interests funds may not specify yield type. As the provision of redemption yield is an FCA regulatory requirement Novia assumes these are used.

Important Information

Performance details and yields are as at 30/09/2020. Performance figures are inclusive of net reinvested income. Source: FE. This document is designed only for professional investors and experienced advisers. The value of investments and the income gained may fluctuate. Investors may not get back the full amount invested. Past performance is not a guide to the future.