

Fidelity Asian Div W Acc

Fund Information

Sector

IA Asia Pacific Excluding Japan

Manager's Name

Jochen Breuer

Date Manager Appointed

Oct 2016

Launch Date

Aug 2013

Fund Size(£m)

£75.00

Yield* (See page2)

3.22 %

XD Dates

Mar 02

Last Distribution

02/03/20 (XD Date)

30/04/20 (Pay Date)

6.19(Distribution)

OCF

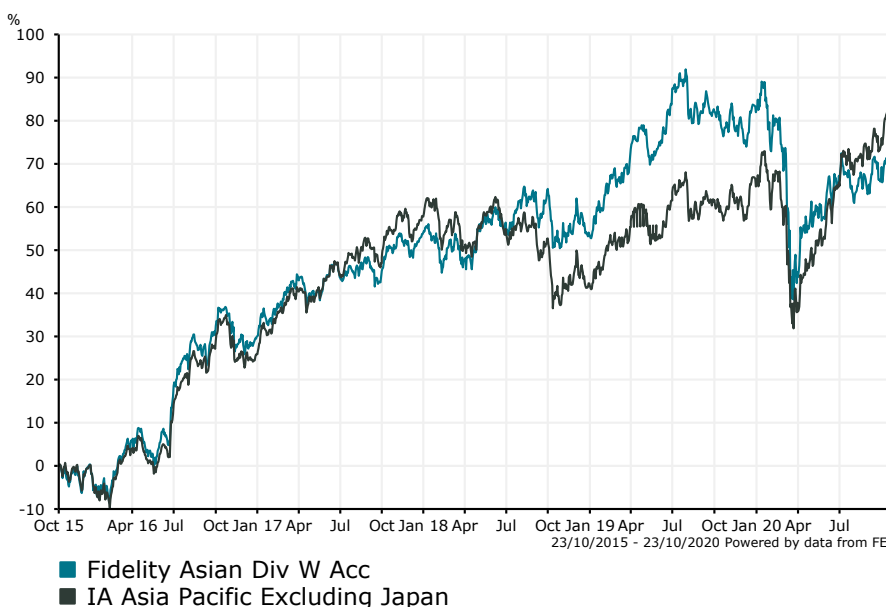
0.90 %

Fund Aim

Aims to provide income and long-term capital growth. Invests primarily in the securities of companies in the Asia Pacific region, including ordinary shares, preference shares, convertibles and fixed interest securities. The choice of assets is guided by attractive dividend yields in addition to the potential for capital growth. Can use derivatives with the aim of risk or cost reduction or to generate additional capital or income in line with the fund's risk profile. The fund has discretion in its choices of investments within its objectives and policies.

Sector: IA Asia Pacific Excluding Japan

Performance


Morningstar Analyst Rating

N/A

FE Crown Rating

Discrete Performance - 12 months to 31/12/19

	2019	2018	2017	2016	2015
Fund	18.37	0.00	18.32	29.47	0.53
Stock Sector Average	15.78	-9.81	25.34	25.66	-3.35

Cumulative Performance to 30/09/20

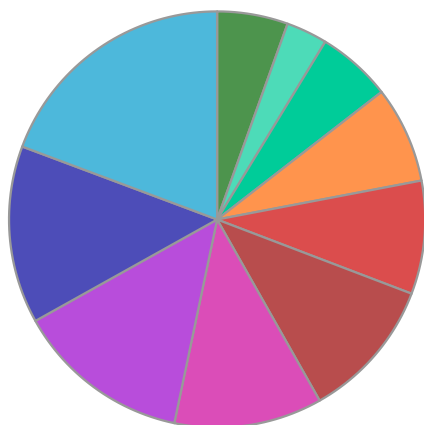
	1 Yr	2 Yrs	3 Yrs	4 Yrs	5 Yrs
Fund	-8.90	1.68	15.68	27.74	78.99
Stock Sector Average	8.10	14.19	18.58	37.14	87.72

Performance Analysis - Annualised 3 years

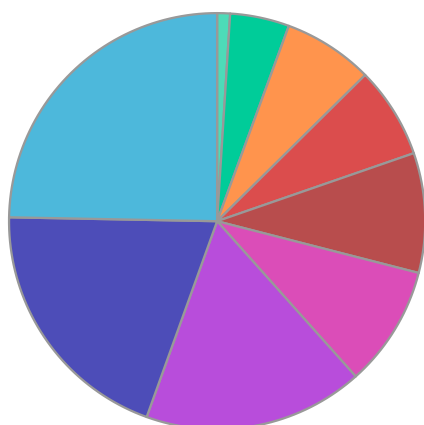
	Growth Rate %	Volatility	Alpha	Beta	Sharpe
Fund	4.97	15.61	-0.67	1.00	0.09
Stock Sector Average	5.85	14.37	0.00	1.00	0.16

Fidelity Asian Div W Acc

Fund Composition



	(%)
Information Technology	19.30
Financials	13.80
Real Estate	13.60
Utilities	11.50
Communications	11.00
Consumer Staples	8.80
Consumer Discretionary	7.50
Energy	5.80
Materials	3.20
Others	5.50



	(%)
Hong Kong Equities	24.70
Chinese Equities	19.80
Taiwanese Equities	17.10
Australian Equities	9.40
Indian Equities	9.30
Thai Equities	7.10
South Korean Equities	7.00
Singapore Equities	4.60
Money Market	1.00

Largest Holdings

Holdings	(%)
SAMSUNG ELECTRONICS CO	4.90
TAIWAN SEMICONDUCTOR MANUFACTURING	4.50
HKBN LTD	4.30
AIA GROUP LTD	3.60
POWER GRID CORP OF INDIA	3.30

Holdings	(%)
EVOLUTION MINING LTD	3.20
CK INFRASTRUCTURE HLDGS LTD	3.10
HON HAI PRECISION INDUSTRY	3.00
CHINA PETROLEUM & CHEMICAL CORP	2.90
PTT PUBLIC CO	2.90

* Data supplied by fund managers regarding fixed interests funds may not specify yield type. As the provision of redemption yield is an FCA regulatory requirement Novia assumes these are used.

Important Information

Performance details and yields are as at 30/09/2020. Performance figures are inclusive of net reinvested income. Source: FE. This document is designed only for professional investors and experienced advisers. The value of investments and the income gained may fluctuate. Investors may not get back the full amount invested. Past performance is not a guide to the future.