

## Invesco MstrUSEIfMLPutsETF A GBP

### Fund Information

**Sector**  
Equity - Other Specialist

**Manager's Name**  
N/A

**Date Manager Appointed**  
N/A

**Launch Date**  
Jun 2013

**Fund Size (£m)**  
£232.37

**Yield\*** (See page 2)  
0.00 %

**XD Dates**  
N/A

**Last Distribution**  
N/A (XD Date)  
N/A (Pay Date)  
N/A (Distribution)

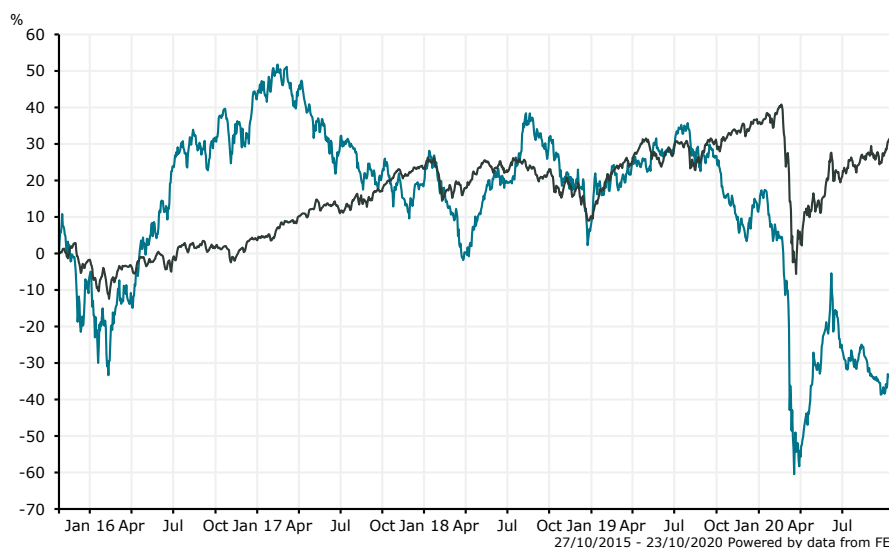
**OCF**  
0.50 %

### Fund Aim

The Invesco Morningstar US Energy Infrastructure MLP UCITS ETF (the 'Fund') aims to provide the performance of the Morningstar MLP Composite Index (TR).

**Sector:** Equity - Other Specialist

### Performance



■ Invesco MstrUSEIfMLPutsETF A GBP  
■ Equity - Other Specialist

**Morningstar Analyst Rating**

N/A

**FE Crown Rating**

#### Discrete Performance - 12 months to 31/12/19

	2019	2018	2017	2016	2015
Fund	3.70	-9.26	-16.75	52.63	-33.42
Stock Sector Average	23.01	-10.54	18.75	5.65	-4.43

#### Cumulative Performance to 30/09/20

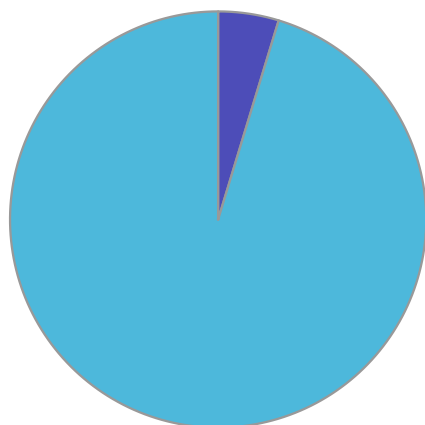
	1 Yr	2 Yrs	3 Yrs	4 Yrs	5 Yrs
Fund	-51.17	-51.98	-48.87	-52.95	-37.71
Stock Sector Average	-3.35	3.72	8.29	25.01	36.55

#### Performance Analysis - Annualised 3 years

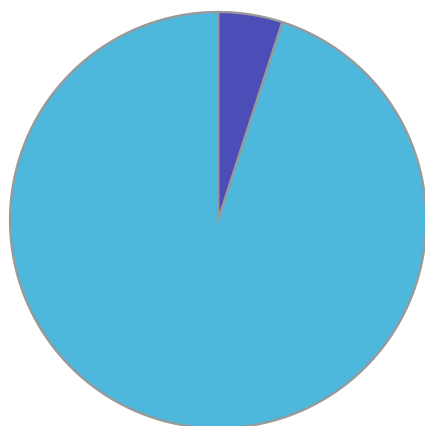
	Growth Rate %	Volatility	Alpha	Beta	Sharpe
Fund	-20.04	48.53	-17.25	2.29	-0.11
Stock Sector Average	2.69	15.21	0.00	1.00	0.00

**Invesco MstrUSEIfMLPUsETF A GBP**

**Fund Composition**



	(%)
US Equities	95.30
American Emerging Equities	4.70



	(%)
USA	95.10
Bermuda	5.00

**Largest Holdings**

Holdings	(%)
ENERGY TRANSFER LP	9.61
ENTERPRISE PRODUCTS PARTNERS LP	9.41
MPLX LP	6.40
SUBURBAN PROPANE PARTNERS L.P	6.31
MAGELLAN MIDSTREAM PARTNERS	6.30

Holdings	(%)
SHELL MIDSTREAM PARTNERS LP	5.16
WESTERN MIDSTREAM PARTNERS LP	5.15
SUNOCO LP	5.14
BLACK STONE MINERALS LP	4.96
CHENIERE ENERGY PARTNERS LP	4.95

\* Data supplied by fund managers regarding fixed interests funds may not specify yield type. As the provision of redemption yield is an FCA regulatory requirement Novia assumes these are used.

**Important Information**

Performance details and yields are as at 30/09/2020. Performance figures are inclusive of net reinvested income. Source: FE. This document is designed only for professional investors and experienced advisers. The value of investments and the income gained may fluctuate. Investors may not get back the full amount invested. Past performance is not a guide to the future.