

## MGTS Fut Money Real Gth R Inc

### Fund Information

**Sector**

IA Mixed Investment 20-60% Shares

**Manager's Name**

 Toby Ricketts  
 Richard Cole

**Date Manager Appointed**

Aug 2013

**Launch Date**

Jun 2013

**Fund Size(£m)**

£56.11

**Yield\*** (See page2)

1.75 %

**XD Dates**

Aug 03, Feb 03

**Last Distribution**

 03/08/20 (XD Date)  
 30/09/20 (Pay Date)  
 3.21(Distribution)

**OCF**

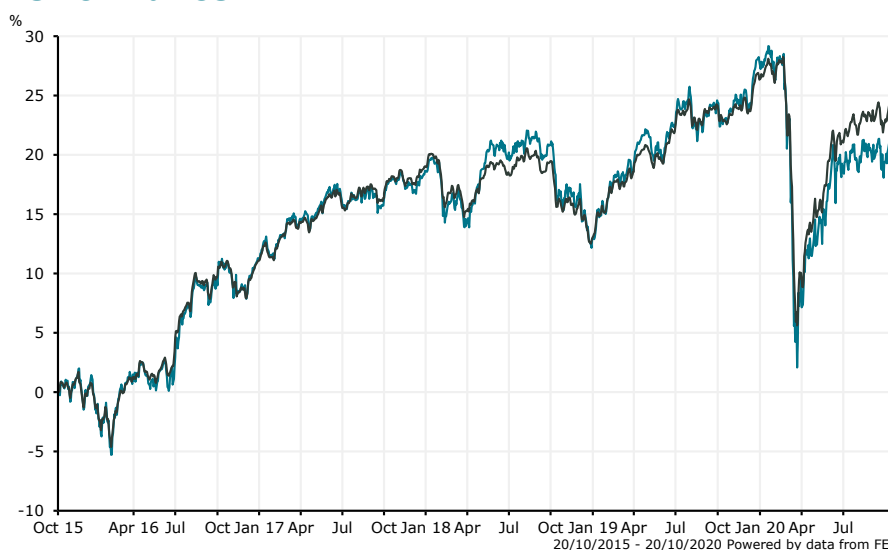
1.33 %

### Fund Aim

The Sub-fund is intended to provide long term capital growth through an actively managed diversified portfolio of investments with the objective of increasing the purchasing power of the investment by growing ahead of the rate of inflation. The Sub-fund will be appropriate for a medium risk investor and consists of investments exposed to UK & international equities, fixed interest and property based investments.

**Sector:** IA Mixed Investment 20-60% Shares

### Performance



■ MGTS Fut Money Real Gth R Inc  
 ■ IA Mixed Investment 20-60% Shares

**Morningstar Analyst Rating**  
 N/A

**FE Crown Rating**  


#### Discrete Performance - 12 months to 31/12/19

	2019	2018	2017	2016	2015
Fund	13.23	-4.84	6.65	9.68	1.89
Stock Sector Average	11.84	-5.10	7.16	10.32	1.21

#### Cumulative Performance to 30/09/20

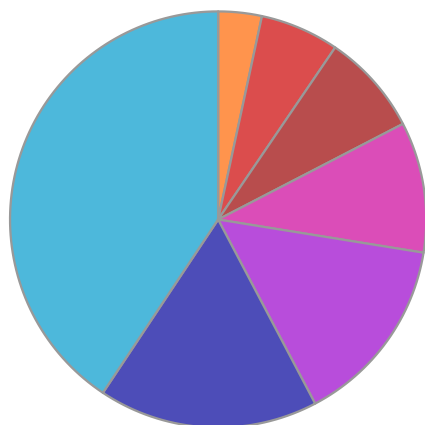
	1 Yr	2 Yrs	3 Yrs	4 Yrs	5 Yrs
Fund	-4.15	-1.17	3.20	9.05	28.23
Stock Sector Average	-1.19	2.77	5.45	11.94	25.49

#### Performance Analysis - Annualised 3 years

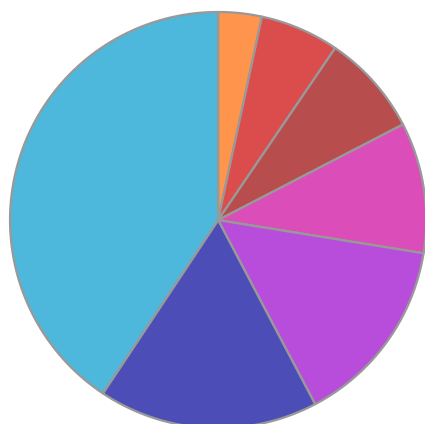
	Growth Rate %	Volatility	Alpha	Beta	Sharpe
Fund	1.06	9.12	-0.74	1.04	0.00
Stock Sector Average	1.78	8.49	0.00	1.00	0.00

**MGTS Fut Money Real Gth R Inc**

**Fund Composition**



	(%)
Global Fixed Interest	40.66
UK Equities	17.06
UK Equities	14.73
North American Equities	10.15
Asia Pacific ex Japan Equities	7.89
Europe ex UK Equities	6.13
Money Market	3.38



	(%)
Not Specified	40.66
UK	17.06
UK	14.73
North America	10.15
Asia Pacific ex Japan	7.89
Europe ex UK	6.13
Money Market	3.38

**Largest Holdings**

Holdings	(%)
FIDELITY INDEX US P	10.15
VANGUARD UK SHORT-TERM INVESTMENT GRADE BOND INDEX ACC GBP	9.12
L&G SHORT DATED STERLING CORPORATE BOND INDEX C ACC	8.16
ROYAL LONDON STERLING CREDIT Z ACC	7.98
BLACKROCK CORPORATE BOND X ACC	7.92

Holdings	(%)
ASI GLOBAL INFLATION LINKED BOND INST S ACC	7.49
FIDELITY EUROPEAN I INC	6.13
LIONTRUST SPECIAL SITUATIONS I INC	4.95
THREADNEEDLE UK GROWTH AND INCOME INI GBP	4.94
JUPITER UK SPECIAL SITUATIONS I ACC	4.84

\* Data supplied by fund managers regarding fixed interests funds may not specify yield type. As the provision of redemption yield is an FCA regulatory requirement Novia assumes these are used.

**Important Information**

Performance details and yields are as at 30/09/2020. Performance figures are inclusive of net reinvested income. Source: FE. This document is designed only for professional investors and experienced advisers. The value of investments and the income gained may fluctuate. Investors may not get back the full amount invested. Past performance is not a guide to the future.