

## TM UBS (UK) UK Income Focus F Inc

### Fund Information

**Sector**

IA Mixed Investment 40-85% Shares

**Manager's Name**

N/A

**Date Manager Appointed**

N/A

**Launch Date**

Sep 2013

**Fund Size (£m)**

£296.39

**Yield\*** (See page2)

3.50 %

**XD Dates**

Jul 01, Apr 01, Jan 02, Oct 01

**Last Distribution**

01/07/20 (XD Date)

31/08/20 (Pay Date)

0.38(Distribution)

**OCF**

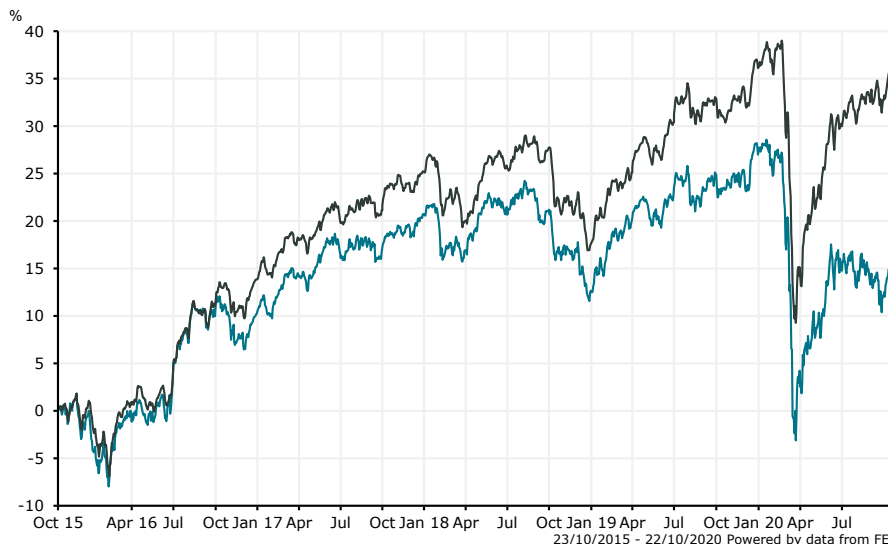
1.02 %

### Fund Aim

To generate income through active management of a diversified portfolio.

**Sector:** IA Mixed Investment 40-85% Shares

### Performance



■ TM UBS (UK) UK Income Focus F Inc  
■ IA Mixed Investment 40-85% Shares

**Morningstar Analyst Rating**

N/A

**FE Crown Rating**



#### Discrete Performance - 12 months to 31/12/19

	2019	2018	2017	2016	2015
Fund	12.73	-6.69	9.54	10.66	0.60
Stock Sector Average	15.78	-6.11	9.98	12.87	2.66

#### Cumulative Performance to 30/09/20

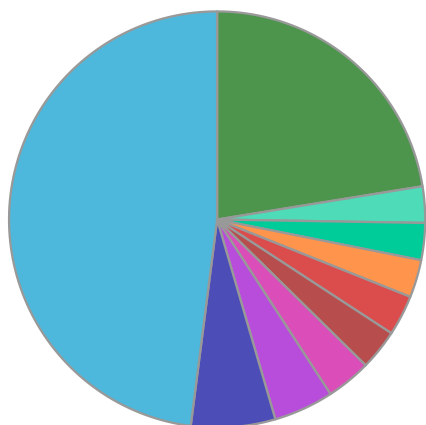
	1 Yr	2 Yrs	3 Yrs	4 Yrs	5 Yrs
Fund	-10.41	-7.50	-4.10	1.84	15.98
Stock Sector Average	-0.19	4.00	9.56	19.52	37.92

#### Performance Analysis - Annualised 3 years

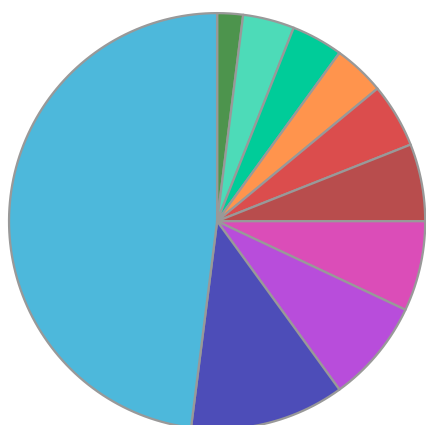
	Growth Rate %	Volatility	Alpha	Beta	Sharpe
Fund	-1.39	10.42	-4.14	0.93	-0.01
Stock Sector Average	3.09	10.81	0.00	1.00	0.00

**TM UBS (UK) UK Income Focus F Inc**

**Fund Composition**



	(%)
Mutual Funds	47.97
Insurance	6.54
Financial Services	4.65
Banks	3.48
Cash Funds	3.15
Household Goods	3.14
Pharmaceuticals	2.93
Media	2.87
Oil & Gas	2.82
Others	22.44



	(%)
UK Equities	48.00
Global Corporate Fixed Interest	12.00
Global Emerging Market Fixed Interest	8.00
Money Market	7.00
US Equities	6.00
Global High Yield Fixed Interest	5.00
European Equities	4.00
Global Investment Grade Fixed Interest	4.00
International Equities	4.00
International Equities	2.00

**Largest Holdings**

Holdings	(%)
DCI INVESTMENT GRADE CORPORATE BOND UCITS D INC GBP	4.08
FOCUSED SICAV - U INC INC	3.93
UBS (IRL) FUND SOLUTIONS PLC - MSCI ACWI SF UCITS ETF (USD)A UKDIST	3.80
GS EMERGING MARKETS DEBT PORTFOLIO IS HEDGED GBP	3.76
VANGUARD FTSE 100 UCITS ETF INC GBP	3.25

Holdings	(%)
RECKITT BENCKISER GROUP PLC	3.14
GLAXOSMITHKLINE	2.93
BRITISH AMERICAN TOBACCO	2.82
ISHARES VII PLC CORE S&P 500 UCITS ETF GBP ACC	2.60
SCHRODER ISF EURO CORPORATE BOND C HEDGED DIS GBP NAV QF	2.43

\* Data supplied by fund managers regarding fixed interests funds may not specify yield type. As the provision of redemption yield is an FCA regulatory requirement Novia assumes these are used.

**Important Information**

Performance details and yields are as at 30/09/2020. Performance figures are inclusive of net reinvested income. Source: FE. This document is designed only for professional investors and experienced advisers. The value of investments and the income gained may fluctuate. Investors may not get back the full amount invested. Past performance is not a guide to the future.