

Architas MA Passive Reserve S Acc

Fund Information

Sector
IA Volatility Managed

Manager's Name
Sheldon MacDonald
Alex Burn

Date Manager Appointed
Feb 2017

Launch Date
Dec 2013

Fund Size (£m)
£222.54

Yield* (See page2)
1.37 %

XD Dates
Jul 01, Jan 02

Last Distribution
01/07/20 (XD Date)
28/08/20 (Pay Date)
0.72(Distribution)

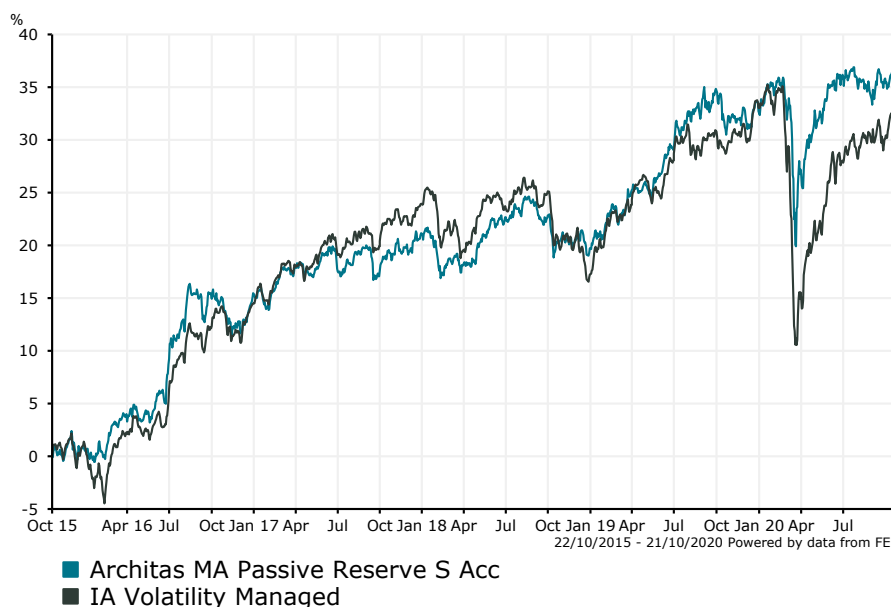
OCF
0.42 %

Fund Aim

The Fund aims to provide a return on your investment by gaining exposure to a global portfolio of property, cash and various types of investment in companies and governments.

Sector: IA Volatility Managed

Performance



Morningstar Analyst Rating
N/A

FE Crown Rating
★★★★★

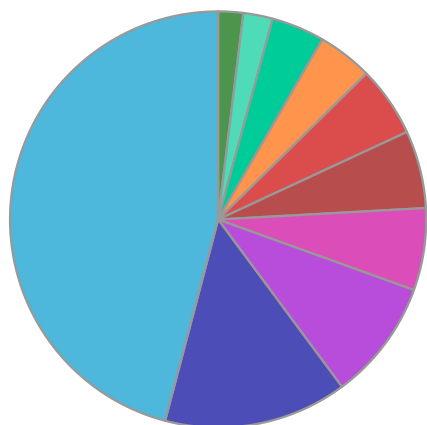
Discrete Performance - 12 months to 31/12/19					
	2019	2018	2017	2016	2015
Fund	10.84	-1.17	4.93	14.75	2.17
Stock Sector Average	13.47	-5.41	8.25	13.12	1.54

Cumulative Performance to 30/09/20					
	1 Yr	2 Yrs	3 Yrs	4 Yrs	5 Yrs
Fund	0.73	10.80	16.02	17.81	38.41
Stock Sector Average	-0.58	4.15	8.51	16.04	33.88

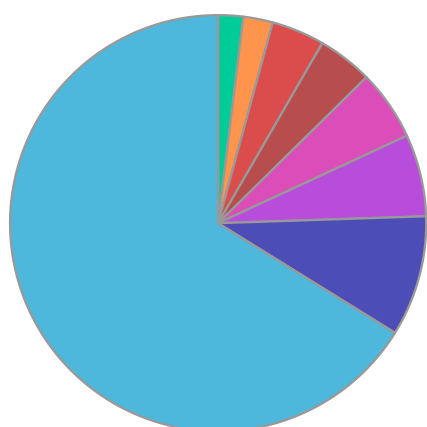
Performance Analysis - Annualised 3 years					
	Growth Rate %	Volatility	Alpha	Beta	Sharpe
Fund	5.08	5.50	3.59	0.50	0.29
Stock Sector Average	2.76	9.07	0.00	1.00	0.00

Architas MA Passive Reserve S Acc

Fund Composition



	(%)
UK Gilts	45.90
UK Equities	14.24
North American Equities	9.36
Global Fixed Interest	6.38
UK Corporate Fixed Interest	6.03
Japanese Equities	5.46
Property	4.28
Europe ex UK Equities	4.12
Global Emerging Market Equities	2.29
Asia Pacific ex Japan Equities	1.94



	(%)
UK	66.17
North America	9.36
International	6.38
Japan	5.46
Not Specified	4.28
Europe ex UK	4.12
Global Emerging Markets	2.29
Asia Pacific ex Japan	1.94

Largest Holdings

Holdings	(%)
VANGUARD UK GOVERNMENT BOND INDEX ACC GBP	23.81
ISHARES UK GILTS ALL STOCKS INDEX (UK) L ACC	23.43
VANGUARD US EQUITY INDEX ACC GBP	10.11
ISHARES OVERSEAS GOVERNMENT BOND INDEX (UK) L ACC	8.17
VANGUARD FTSE U.K. ALL SHARE INDEX UNIT TRUST A ACC GBP	7.70

Holdings	(%)
ISHARES UK EQUITY INDEX (UK) L ACC	7.58
ISHARES JAPAN EQUITY INDEX (UK) L ACC	6.23
VANGUARD FTSE DEVELOPED EUROPE EX-UK EQUITY INDEX INSTITUTIONAL PLUS ACC GBP	2.90
L&G UK PROPERTY C ACC	1.61
VANGUARD EMERGING MARKETS STOCK INDEX INSTITUTIONAL PLUS ACC GBP	1.47

* Data supplied by fund managers regarding fixed interests funds may not specify yield type. As the provision of redemption yield is an FCA regulatory requirement Novia assumes these are used.

Important Information

Performance details and yields are as at 30/09/2020. Performance figures are inclusive of net reinvested income. Source: FE. This document is designed only for professional investors and experienced advisers. The value of investments and the income gained may fluctuate. Investors may not get back the full amount invested. Past performance is not a guide to the future.