

Architas MA Act Res S Acc

Fund Information

Sector

IA Volatility Managed

Manager's Name

 Nathan Sweeney
 Sheldon MacDonald

Date Manager Appointed

Jan 2015

Launch Date

Dec 2013

Fund Size (£m)

£65.47

Yield* (See page2)

1.98 %

XD Dates

Jul 01, Apr 01, Jan 02, Oct 01

Last Distribution

01/07/20 (XD Date)

28/08/20 (Pay Date)

0.65(Distribution)

OCF

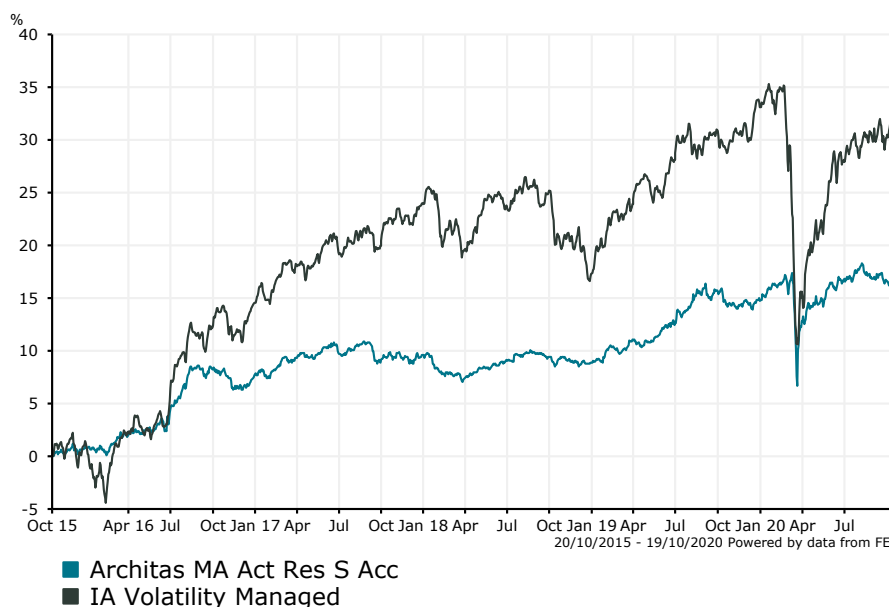
0.86 %

Fund Aim


The Fund's objective is to achieve long term returns from a combination of income and capital growth whilst maintaining a low level of volatility in the capital value.

Sector: IA Volatility Managed

Performance



Morningstar Analyst Rating
 N/A

FE Crown Rating


Discrete Performance - 12 months to 31/12/19

	2019	2018	2017	2016	2015
Fund	5.38	-0.67	1.78	6.81	2.70
Stock Sector Average	13.47	-5.41	8.25	13.12	1.54

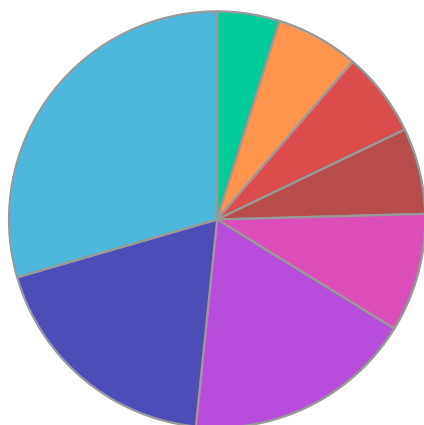
Cumulative Performance to 30/09/20

	1 Yr	2 Yrs	3 Yrs	4 Yrs	5 Yrs
Fund	0.79	6.61	7.14	7.78	17.62
Stock Sector Average	-0.58	4.15	8.51	16.04	33.88

Performance Analysis - Annualised 3 years

	Growth Rate %	Volatility	Alpha	Beta	Sharpe
Fund	2.33	3.15	1.65	0.23	0.00
Stock Sector Average	2.76	9.07	0.00	1.00	0.00

Fund Composition



	(%)
Money Market	29.48
Property	18.89
UK Gilts	17.85
Global Fixed Interest	9.21
UK Corporate Fixed Interest	6.68
Convertibles	6.58
Global High Yield Fixed Interest	6.45
Alternative Assets	4.86



	(%)
Money Market	29.48
UK	24.53
Not Specified	23.75
International	22.24

Largest Holdings

Holdings	(%)
BLACKROCK ICS STERLING LIQUIDITY CORE ACC	15.25
HSBC STERLING LIQUIDITY C	14.21
VANGUARD UK LONG DURATION GILT INDEX INC GBP	8.12
ISHARES UK GILTS ALL STOCKS INDEX (UK) L ACC	8.11
VANGUARD UK GOVERNMENT BOND INDEX INSTITUTIONAL PLUS ACC GBP	8.08

Holdings	(%)
LIONTRUST SUSTAINABLE FUTURE CORPORATE BOND 6 ACC	5.30
ISHARES PHYSICAL METAL PLC PHYSICAL GOLD ETC GBP	4.94
ISHARES OVERSEAS GOVERNMENT BOND INDEX (UK) L ACC	4.14
TRITAX BIG BOX REIT PLC ORD 1P	3.23
STARWOOD EUROPEAN REAL EST FIN LTD	3.22

* Data supplied by fund managers regarding fixed interests funds may not specify yield type. As the provision of redemption yield is an FCA regulatory requirement Novia assumes these are used.

Important Information

Performance details and yields are as at 30/09/2020. Performance figures are inclusive of net reinvested income. Source: FE. This document is designed only for professional investors and experienced advisers. The value of investments and the income gained may fluctuate. Investors may not get back the full amount invested. Past performance is not a guide to the future.