

Santander Atlas Portfolio 6 IA

Fund Information

Sector

IA Volatility Managed

Manager's Name

 John Mullins
Stefano Amato

Date Manager Appointed

Sep 2018

Launch Date

Jul 2013

Fund Size(£m)

£217.56

Yield* (See page2)

2.53 %

XD Dates

Apr 01, Oct 01

Last Distribution

01/04/20 (XD Date)

31/05/20 (Pay Date)

3.61(Distribution)

OCF

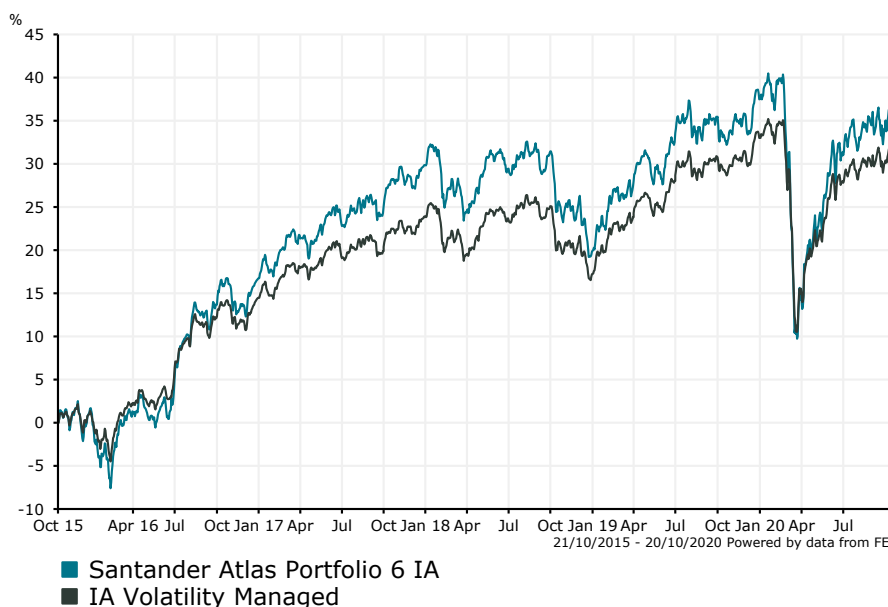
0.60 %

Fund Aim

The Fund's objective is to provide a combination of capital growth and income over a 5+ year time horizon.

Sector: IA Volatility Managed

Performance



Discrete Performance - 12 months to 31/12/19

	2019	2018	2017	2016	2015
Fund	14.72	-7.73	11.30	14.75	1.57
Stock Sector Average	13.47	-5.41	8.25	13.12	1.54

Cumulative Performance to 30/09/20

	1 Yr	2 Yrs	3 Yrs	4 Yrs	5 Yrs
Fund	-1.07	2.01	7.73	17.72	39.41
Stock Sector Average	-0.58	4.15	8.51	16.04	33.88

Performance Analysis - Annualised 3 years

	Growth Rate %	Volatility	Alpha	Beta	Sharpe
Fund	2.51	11.36	-0.77	1.24	0.00
Stock Sector Average	2.76	9.07	0.00	1.00	0.00

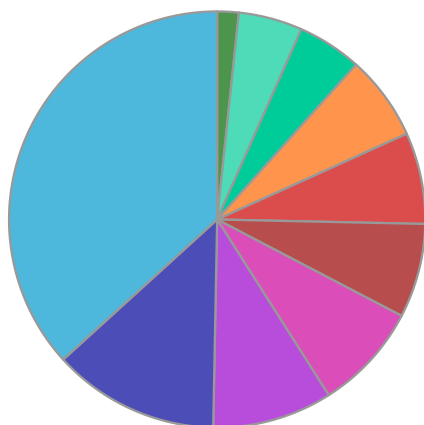
Morningstar Analyst Rating

N/A

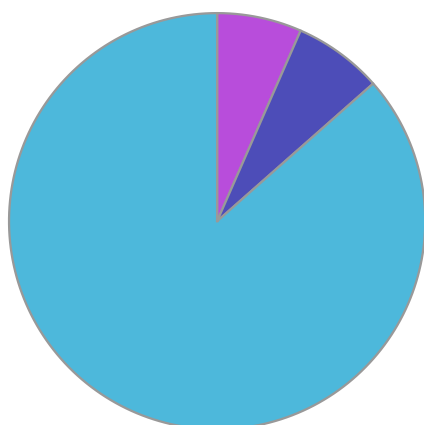
FE Crown Rating


Santander Atlas Portfolio 6 IA

Fund Composition



	(%)
US Equities	36.75
European Equities	12.95
UK Equities	9.31
Global Emerging Market Equities	8.33
UK Corporate Fixed Interest	7.32
Global Fixed Interest	7.10
Money Market	6.60
Japanese Equities	5.00
Asia Pacific ex Japan Equities	4.97
Commodity & Energy	1.67



	(%)
Not Specified	86.97
Others	6.96
Money Market	6.61
Not Specified	-0.54

Largest Holdings

Holdings	(%)
LYXOR S&P 500 UCITS ETF USD INC	14.69
XTRACKERS S&P 500 SWAP UCITS ETF 1C USD	11.78
XTRACKERS MSCI EMERGING MARKETS UCITS ETF 1C USD	6.81
INVESCO MARKETS III PLC EQQQ NASDAQ 100 UCITS ETF GBP	5.84
FIDELITY INDEX UK P	5.46

Holdings	(%)
VANGUARD FTSE DEVELOPED EUROPE EX-UK EQUITY INDEX ACC GBP	5.02
INSIGHT UK CORPORATE ALL MATURITIES BOND P GR ACC	4.97
HSBC EUROPEAN INDEX INST INC	3.72
VANGUARD PACIFIC EX-JAPAN STOCK INDEX INSTITUTIONAL ACC GBP	3.51
PICTET SECURITY I USD	3.39

* Data supplied by fund managers regarding fixed interests funds may not specify yield type. As the provision of redemption yield is an FCA regulatory requirement Novia assumes these are used.

Important Information

Performance details and yields are as at 30/09/2020. Performance figures are inclusive of net reinvested income. Source: FE. This document is designed only for professional investors and experienced advisers. The value of investments and the income gained may fluctuate. Investors may not get back the full amount invested. Past performance is not a guide to the future.