

Fidelity Gbl Enhanced Inc W Acc

Fund Information

Sector

IA Global Equity Income

Manager's Name

 Daniel Roberts
 David Jehan

Date Manager Appointed

Oct 2013

Launch Date

Oct 2013

Fund Size (£m)

£416.89

Yield* (See page2)

3.83 %

XD Dates

Mar 02

Last Distribution

02/03/20 (XD Date)

30/04/20 (Pay Date)

7.50(Distribution)

OCF

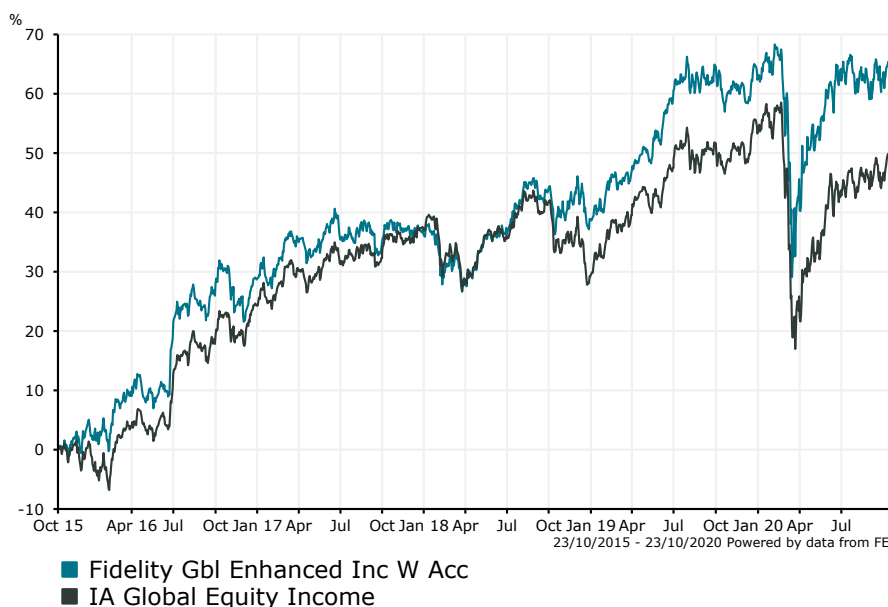
0.94 %

Fund Aim

Aims to provide income with the potential for some capital growth. Invests mainly in the shares of companies from around the world. Can use derivatives with the aim of risk or cost reduction or to generate additional capital or income in line with the fund's risk profile. Derivatives and forward transactions may be used to achieve the investment objective. Derivatives may be used to generate additional income, for example, through the writing of call options. The fund has discretion in its choices of investments within its objectives and policies.

Sector: IA Global Equity Income

Performance


Morningstar Analyst Rating

N/A

FE Crown Rating

Discrete Performance - 12 months to 31/12/19

	2019	2018	2017	2016	2015
Fund	16.90	1.76	6.06	23.27	7.88
Stock Sector Average	18.63	-5.83	10.37	23.21	1.53

Cumulative Performance to 30/09/20

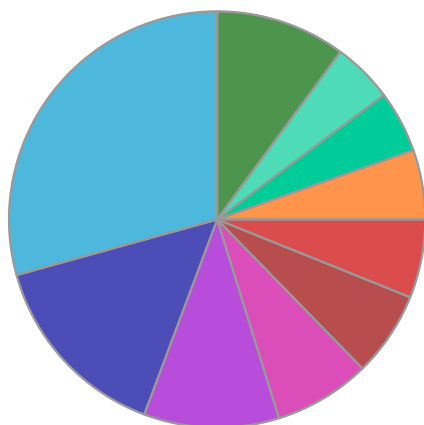
	1 Yr	2 Yrs	3 Yrs	4 Yrs	5 Yrs
Fund	-1.56	12.88	20.77	28.64	69.47
Stock Sector Average	-3.91	2.85	10.04	23.60	54.09

Performance Analysis - Annualised 3 years

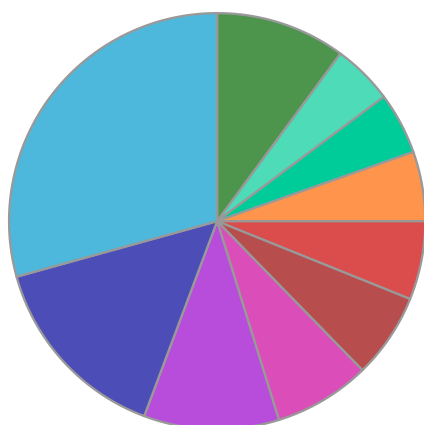
	Growth Rate %	Volatility	Alpha	Beta	Sharpe
Fund	6.49	9.21	4.14	0.66	0.32
Stock Sector Average	3.24	12.66	0.00	1.00	0.00

Fidelity Gbl Enhanced Inc W Acc

Fund Composition



	(%)
US Equities	29.30
UK Equities	15.00
Money Market	10.50
Swiss Equities	7.50
German Equities	6.60
International Equities	6.10
Spanish Equities	5.40
Japanese Equities	4.80
French Equities	4.70
Others	10.10



	(%)
USA	29.30
UK	15.00
Money Market	10.50
Switzerland	7.50
Germany	6.60
Others	6.10
Spain	5.40
Japan	4.80
France	4.70
Others	10.10

Largest Holdings

Holdings	(%)
TAIWAN SEMICONDUCTOR MANUFACTURING	4.69
UNILEVER	4.46
ROCHE HLDG AG	3.50
DEUTSCHE BORSE AG	3.44
SCHNEIDER ELECTRIC SE	3.43

Holdings	(%)
CISCO SYSTEMS INC	3.31
PROCTER & GAMBLE CO	3.25
IBERDROLA SA	3.24
WOLTERS-KLUWER NV	3.23
KIMBERLY-CLARK CORP	2.87

* Data supplied by fund managers regarding fixed interests funds may not specify yield type. As the provision of redemption yield is an FCA regulatory requirement Novia assumes these are used.

Important Information

Performance details and yields are as at 30/09/2020. Performance figures are inclusive of net reinvested income. Source: FE. This document is designed only for professional investors and experienced advisers. The value of investments and the income gained may fluctuate. Investors may not get back the full amount invested. Past performance is not a guide to the future.