

## ASI UK Eqty Indx Mgd B Inc

### Fund Information

**Sector**

IA UK All Companies

**Manager's Name**

ASI Quantitative Investment Team

**Date Manager Appointed**

Aug 2009

**Launch Date**

Dec 2013

**Fund Size (£m)**

£143.95

**Yield\*** (See page2)

3.91 %

**XD Dates**

Jul 01, Jan 02

**Last Distribution**

01/07/20 (XD Date)

28/08/20 (Pay Date)

1.55(Distribution)

**OCF**

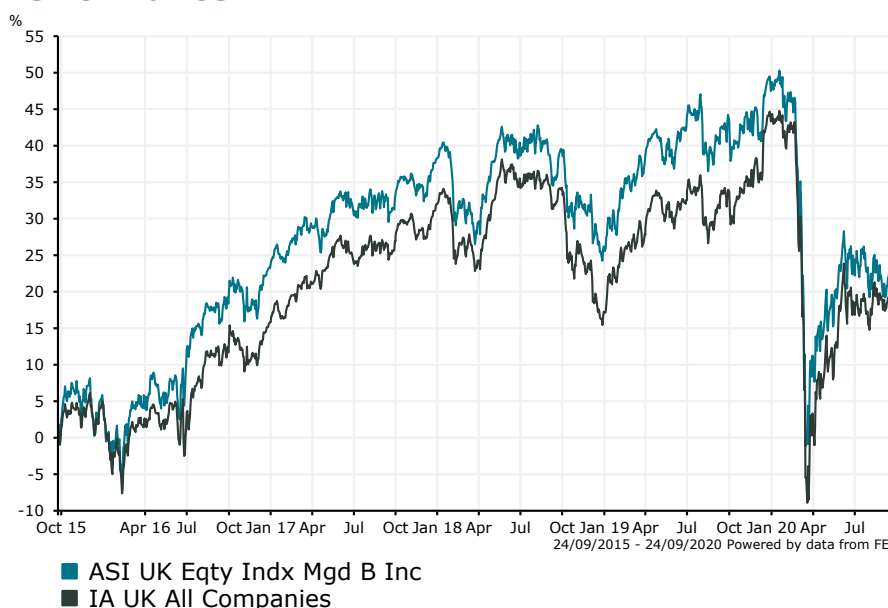
0.30 %

### Fund Aim

To generate growth over the long term (5 years or more) by investing in UK equities (company shares). Please note: Our factsheets will be fully updated to reflect the 7 August 2019 changes to the Investment Objective and Policy, including benchmark use, shortly. In the interim, please see the KIID which can be found at <https://www.aberdeenstandard.com/en/uk/investor/fund-centre#literature> for full up to date information.

**Sector:** IA UK All Companies

### Performance


**Morningstar Analyst Rating**

N/A

**FE Crown Rating**

**Discrete Performance - 12 months to 31/12/19**

	2019	2018	2017	2016	2015
Fund	16.87	-8.69	12.15	17.35	-0.40
Stock Sector Average	22.24	-11.19	13.99	10.82	4.86

**Cumulative Performance to 31/08/20**

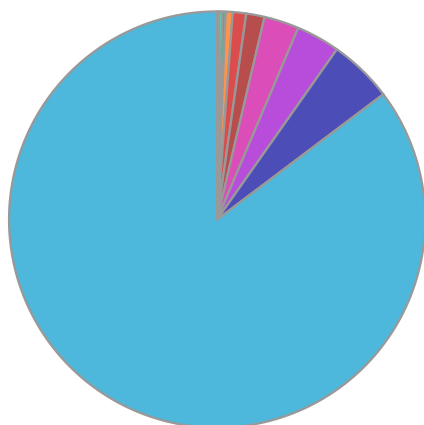
	1 Yr	2 Yrs	3 Yrs	4 Yrs	5 Yrs
Fund	-13.47	-12.50	-8.76	3.41	18.12
Stock Sector Average	-8.79	-11.69	-5.92	7.03	16.50

**Performance Analysis - Annualised 3 years**

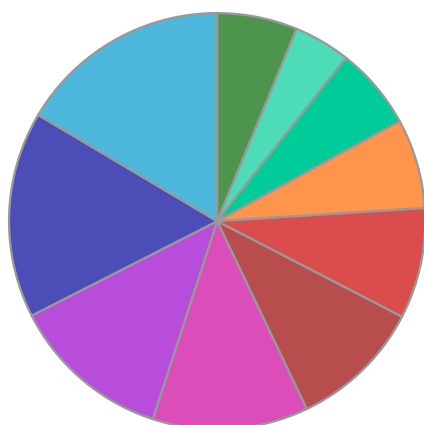
	Growth Rate %	Volatility	Alpha	Beta	Sharpe
Fund	-3.01	14.29	-1.54	0.83	-0.01
Stock Sector Average	-2.01	16.87	0.00	1.00	-0.01

**ASI UK Eqty Indx Mgd B Inc**

**Fund Composition**



	(%)
UK Equities	85.27
Cash & Cash Equivalents	4.96
Australian Equities	3.39
Irish Equities	2.71
South African Equities	1.42
US Equities	1.04
Russian Equities	0.54
Middle East & African Equities	0.25
Swiss Equities	0.25
Others	0.16



	(%)
Consumer Staples	16.47
Financials	16.03
Health Care	12.50
Materials	12.09
Industrials	10.32
Energy	8.60
Consumer Discretionary	6.98
Others	6.38
Communications	4.40
Others	6.24

**Largest Holdings**

Holdings	(%)
ASTRAZENECA PLC	6.90
ROYAL DUTCH SHELL PLC	5.30
GLAXOSMITHKLINE	4.50
HSBC HLDGS	4.20
DIAGEO	3.60

Holdings	(%)
BRITISH AMERICAN TOBACCO	3.60
BP	3.30
RIO TINTO	3.20
UNILEVER	3.00
RECKITT BENCKISER GROUP PLC	3.00

\* Data supplied by fund managers regarding fixed interests funds may not specify yield type. As the provision of redemption yield is an FCA regulatory requirement Novia assumes these are used.

**Important Information**

Performance details and yields are as at 31/08/2020. Performance figures are inclusive of net reinvested income. Source: FE. This document is designed only for professional investors and experienced advisers. The value of investments and the income gained may fluctuate. Investors may not get back the full amount invested. Past performance is not a guide to the future.