

EU St 50 Dr Acc GBP

Fund Information

Sector

Not Yet Assigned

Manager's Name

N/A

Date Manager Appointed

N/A

Launch Date

Apr 2013

Fund Size(£m)

£76.12

Yield* (See page2)

0.00 %

XD Dates

N/A

Last Distribution

N/A (XD Date)

N/A (Pay Date)

N/A(Distribution)

OCF

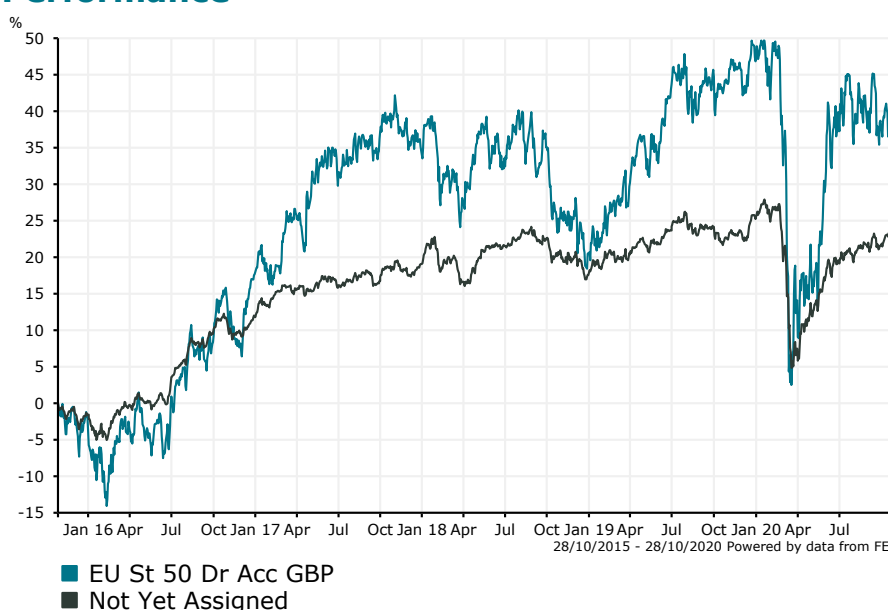
0.82 %

Fund Aim

Lyxor Index Fund Eurozone Large Cap 50 seeks to replicate the EURO STOXX 50 Net Dividend Index. The EURO STOXX 50 index, the representative index of Supersector leaders in the Eurozone, capture approximately 60% of the free float market capitalisation of the EURO STOXX Total market Index which covers approximately 95% of the free float market capitalisation of the represented countries. A full physical replication process ensures tight performance replication of the benchmark. Tracking error is continuously monitored. A tax optimisation process is run continuously in order to enhance the dividend yield of the portfolio compared to its net dividend benchmark index. Entry and exit fees paid to the Fund and priced at fair value to protect the Fund's performance from transactions costs arising in subscriptions/redemptions.

Sector: Not Yet Assigned

Performance


Morningstar Analyst Rating

N/A

FE Crown Rating

Discrete Performance - 12 months to 31/12/19

	2019	2018	2017	2016	2015
Fund	21.79	-10.43	14.38	19.90	1.97
Stock Sector Average	6.52	-1.27	6.50	13.58	-5.07

Cumulative Performance to 30/09/20

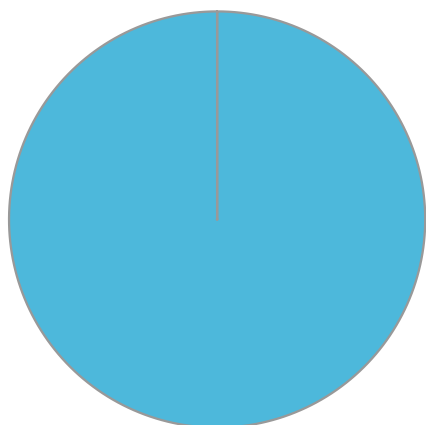
	1 Yr	2 Yrs	3 Yrs	4 Yrs	5 Yrs
Fund	-5.54	1.90	1.03	26.99	49.23
Stock Sector Average	-2.01	-0.83	4.10	11.01	24.52

Performance Analysis - Annualised 3 years

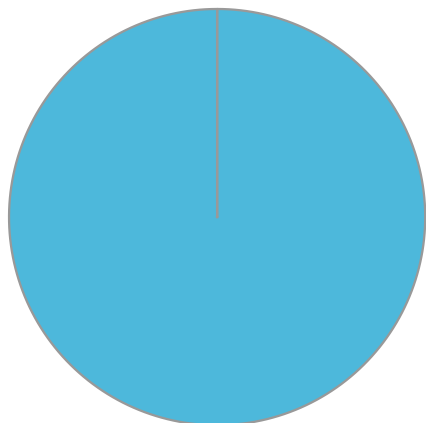
	Growth Rate %	Volatility	Alpha	Beta	Sharpe
Fund	0.34	15.61	-1.02	1.51	0.00
Stock Sector Average	1.35	8.57	0.00	1.00	0.00

EU St 50 Dr Acc GBP

Fund Composition



	(%)
European Large Cap Equity	100.00



	(%)
Eurozone	100.00

Largest Holdings

Holdings	(%)
EURO STOXX 50 DR ACC GBP	100.00

* Data supplied by fund managers regarding fixed interests funds may not specify yield type. As the provision of redemption yield is an FCA regulatory requirement Novia assumes these are used.

Important Information

Performance details and yields are as at 30/09/2020. Performance figures are inclusive of net reinvested income. Source: FE. This document is designed only for professional investors and experienced advisers. The value of investments and the income gained may fluctuate. Investors may not get back the full amount invested. Past performance is not a guide to the future.