

LF Pru Risk Managed Act 4 P I

Fund Information

Sector
IA Volatility Managed

Manager's Name
Philip Butler

Date Manager Appointed
Nov 2016

Launch Date
Nov 2013

Fund Size (£m)
£291.19

Yield* (See page2)
1.02 %

XD Dates
Nov 01

Last Distribution
01/11/19 (XD Date)
31/12/19 (Pay Date)
2.10(Distribution)

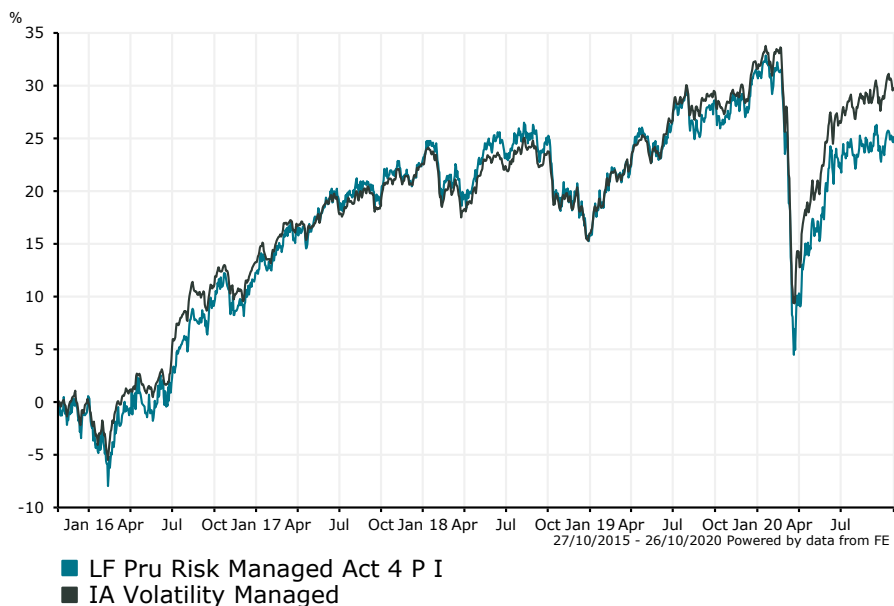
OCF
0.56 %

Fund Aim

The Sub-fund aims to achieve long-term (in excess of 5 years) total return (the combination of income and growth of capital) by investing in a mix of assets from around the world and aims to limit volatility over rolling 5 year periods to 14.5%. There is no guarantee that the volatility target will be met and at any time the actual volatility may be higher or lower than the long term target.

Sector: IA Volatility Managed

Performance



Morningstar Analyst Rating
N/A

FE Crown Rating
👑👑👑👑👑

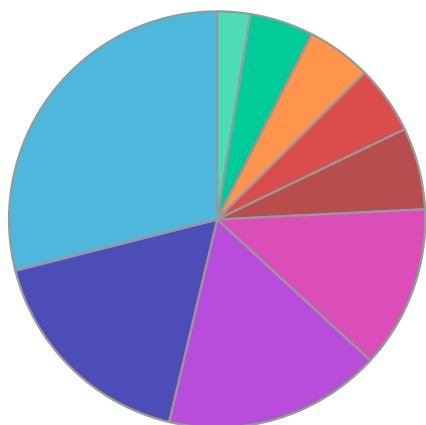
Discrete Performance - 12 months to 31/12/19					
	2019	2018	2017	2016	2015
Fund	13.29	-5.65	9.28	11.62	3.59
Stock Sector Average	13.47	-5.41	8.25	13.12	1.54

Cumulative Performance to 30/09/20					
	1 Yr	2 Yrs	3 Yrs	4 Yrs	5 Yrs
Fund	-3.73	-0.45	4.13	13.49	31.24
Stock Sector Average	-0.58	4.15	8.51	16.04	33.88

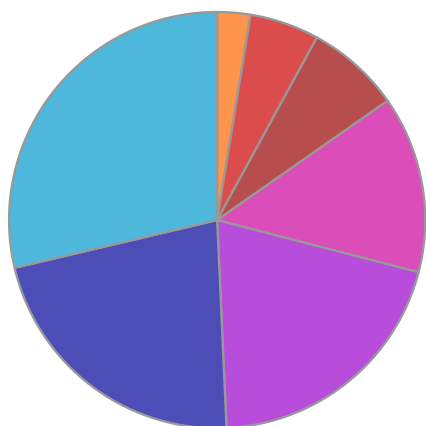
Performance Analysis - Annualised 3 years					
	Growth Rate %	Volatility	Alpha	Beta	Sharpe
Fund	1.36	11.31	-1.83	1.22	0.00
Stock Sector Average	2.76	9.07	0.00	1.00	0.00

LF Pru Risk Managed Act 4 P I

Fund Composition



	(%)
Fixed Interest	28.95
Others	17.34
Others	16.87
Financials	12.62
Industrials	6.36
Technology	5.31
Health Care	5.03
Consumer Discretionary	4.94
Cash & Cash Equivalents	2.58



	(%)
International Equities	28.69
Global Fixed Interest	22.03
Others	20.25
UK Equities	13.75
UK Corporate Fixed Interest	7.32
Others	5.38
Cash & Cash Equivalents	2.58

Largest Holdings

Holdings	(%)
EASTSPRING DEVELOPED AND EMERGING ASIA EQUITY CLASS E	8.18
LF PRUDENTIAL UK GROWTH QIS C ACC	6.67
EASTSPRING US CORPORATE BOND EG (HEDGED)	6.08
M&G UK SELECT CLASS I GBP	5.59
M&G STRATEGIC CORPORATE BOND CLASS A GBP	5.49

Holdings	(%)
ROYAL LONDON CORPORATE BOND Z INC	5.48
M&G GLOBAL HIGH YIELD BOND CLASS X GBP	5.09
LEGAL & GENERAL UK PROPERTY FUND C	4.10
ROYAL BANK OF CANADA	3.98
M&G RECOVERY A ACC GBP	3.84

* Data supplied by fund managers regarding fixed interests funds may not specify yield type. As the provision of redemption yield is an FCA regulatory requirement Novia assumes these are used.

Important Information

Performance details and yields are as at 30/09/2020. Performance figures are inclusive of net reinvested income. Source: FE. This document is designed only for professional investors and experienced advisers. The value of investments and the income gained may fluctuate. Investors may not get back the full amount invested. Past performance is not a guide to the future.