

VT Garraway UK Equity Market F Inc

Fund Information

Sector

IA UK All Companies

Manager's Name

Malcolm Schembri

Date Manager Appointed

Apr 2020

Launch Date

Sep 2013

Fund Size(£m)

£15.98

Yield* (See page2)

2.76 %

XD Dates

Jun 30, Mar 31, Dec 31, Sep 30

Last Distribution

30/06/20 (XD Date)

31/08/20 (Pay Date)

0.24(Distribution)

OCF

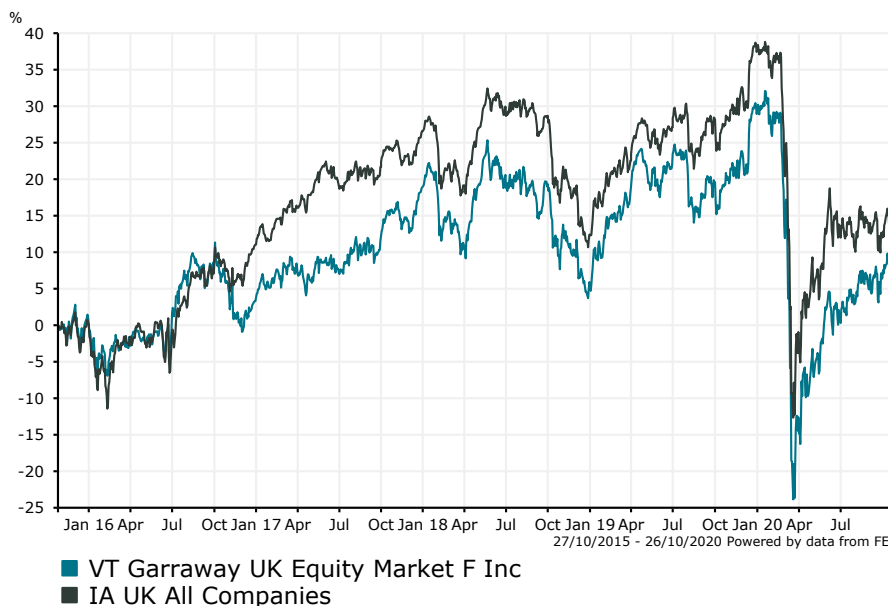
0.93 %

Fund Aim

The aim of the Fund is to provide a combination of capital growth and income.

Sector: IA UK All Companies

Performance



Discrete Performance - 12 months to 31/12/19

	2019	2018	2017	2016	2015
Fund	21.73	-10.90	15.07	2.24	5.35
Stock Sector Average	22.24	-11.19	13.99	10.82	4.86

Cumulative Performance to 30/09/20

	1 Yr	2 Yrs	3 Yrs	4 Yrs	5 Yrs
Fund	-11.04	-10.56	-4.64	-1.28	10.77
Stock Sector Average	-12.76	-12.78	-7.95	4.61	16.90

Performance Analysis - Annualised 3 years

	Growth Rate %	Volatility	Alpha	Beta	Sharpe
Fund	-1.57	19.48	1.88	1.12	-0.01
Stock Sector Average	-2.72	16.89	0.00	1.00	-0.01

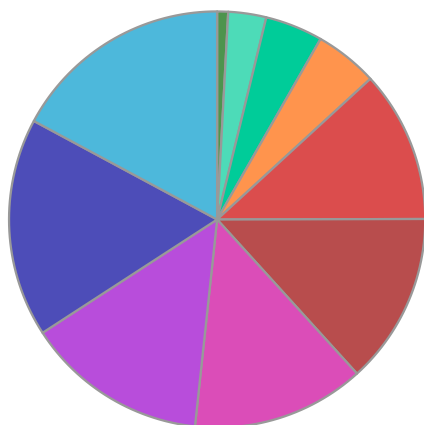
Morningstar Analyst Rating

N/A

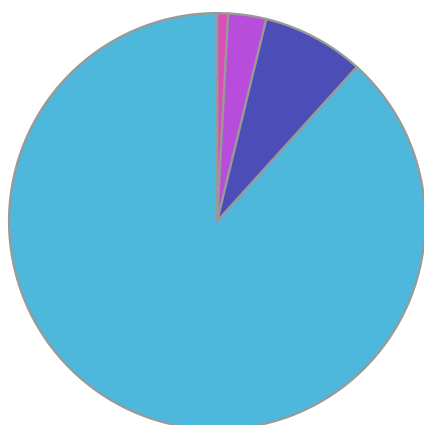
FE Crown Rating


VT Garraway UK Equity Market F Inc

Fund Composition



	(%)
Consumer Staples	17.15
Information Technology	17.01
Health Care	14.14
Financials	13.43
Industrials	13.31
Consumer Discretionary	11.78
Communications	4.90
Materials	4.48
Property	2.95
Cash & Cash Equivalents	0.85



	(%)
UK Equities	88.28
Irish Equities	7.92
Property	2.95
Cash & Cash Equivalents	0.85

Largest Holdings

Holdings	(%)
ASTRAZENECA PLC	4.92
UNILEVER	4.87
DIPLOMA	4.33
EXPERIAN PLC	3.97
SAGE GROUP PLC	3.79

Holdings	(%)
LONDON STOCK EXCHANGE GROUP	3.79
COMPUTACENTER	3.72
RECKITT BENCKISER GROUP PLC	3.70
3I GROUP PLC ORD	3.69
HALMA	3.53

* Data supplied by fund managers regarding fixed interests funds may not specify yield type. As the provision of redemption yield is an FCA regulatory requirement Novia assumes these are used.

Important Information

Performance details and yields are as at 30/09/2020. Performance figures are inclusive of net reinvested income. Source: FE. This document is designed only for professional investors and experienced advisers. The value of investments and the income gained may fluctuate. Investors may not get back the full amount invested. Past performance is not a guide to the future.