

Fidelity MI AssInc&Gth W Inc
Fund Information
Sector

IA Mixed Investment 40-85% Shares

Manager's Name

Eugene Philalithis

Date Manager Appointed

Sep 2013

Launch Date

Oct 2013

Fund Size (£m)

£72.00

Yield* (See page 2)

3.96 %

XD Dates

Sep 01, Aug 03, Jul 01, Jun 01

Last Distribution

01/09/20 (XD Date)

15/10/20 (Pay Date)

0.40 (Distribution)

OCF

0.95 %

Morningstar Analyst Rating

N/A

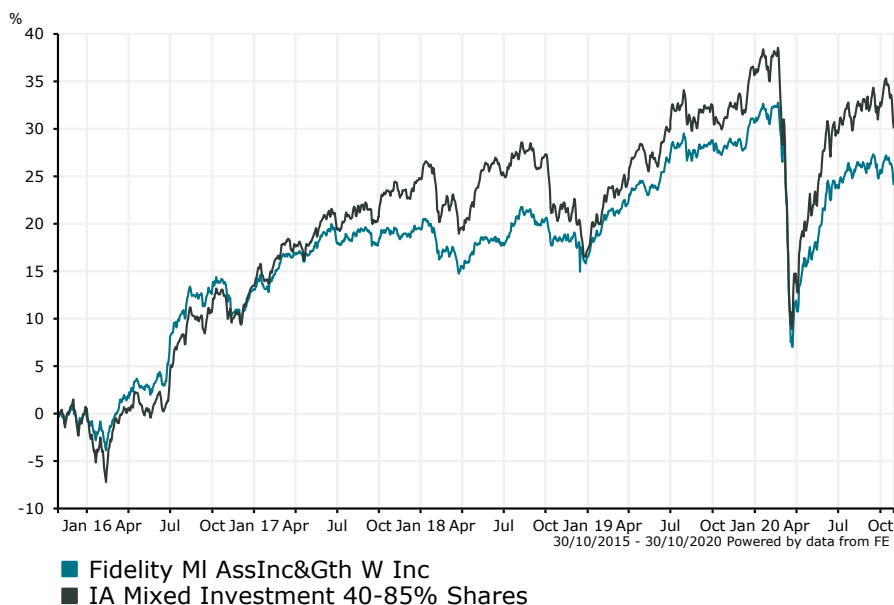
FE Crown Rating

Fund Aim

The Fund aims to achieve an income yield of 4-6% per annum over a typical market cycle (5-7 years).

The Fund also aims to increase the value of your investment over a period of 5 years or more which will typically be in line with inflation. Any income you may receive will vary depending on the share class of the Fund into which you are invested and is not guaranteed. The Fund invests at least 70% into funds (including funds managed by Fidelity) which provide global exposure to a mixture of asset classes. The Fund can also invest directly into transferable securities, money market instruments, cash and deposits, and is also able to use derivatives for efficient portfolio management and investment purposes. The Fund is actively managed without reference to a benchmark. Asset allocation exposure of the Fund will be actively managed subject to it remaining within the following parameters: 25-100% growth assets (such as equities, infrastructure securities and real estate securities) and 0-100% income assets (such as bonds and cash). The Fund's asset allocation can be adjusted within the ranges in order to preserve capital or to take advantage of market opportunities.

Sector: IA Mixed Investment 40-85% Shares

Performance

Discrete Performance - 12 months to 31/12/19

	2019	2018	2017	2016	2015
Fund	12.16	-2.53	5.65	13.18	2.40
Stock Sector Average	15.78	-6.11	9.98	12.87	2.66

Cumulative Performance to 30/09/20

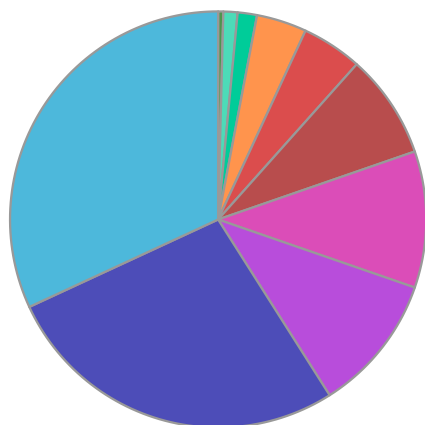
	1 Yr	2 Yrs	3 Yrs	4 Yrs	5 Yrs
Fund	-2.77	4.04	6.14	11.23	28.33
Stock Sector Average	-0.19	4.00	9.56	19.52	37.92

Performance Analysis - Annualised 3 years

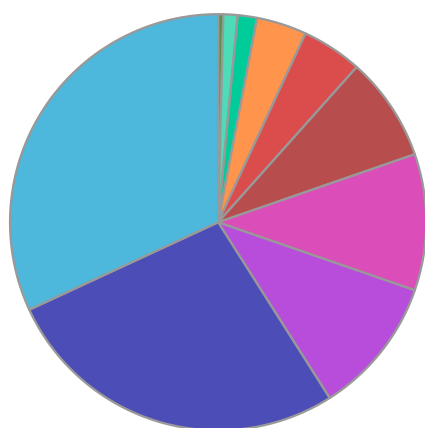
	Growth Rate %	Volatility	Alpha	Beta	Sharpe
Fund	2.01	9.08	-0.47	0.79	0.00
Stock Sector Average	3.09	10.81	0.00	1.00	0.00

Fidelity MI AssInc&Gth W Inc

Fund Composition



	(%)
Global High Yield Fixed Interest	31.90
International Equities	27.10
Global Investment Grade Fixed Interest	10.70
Global Emerging Market Fixed Interest	10.60
Global Fixed Interest	8.10
UK Equities	4.70
Others	3.90
Money Market	1.50
Cash & Cash Equivalents	1.10
Property	0.40



	(%)
Not Specified	31.90
International	27.10
Not Specified	10.70
Global Emerging Markets	10.60
International	8.10
UK	4.70
Not Specified	3.90
Money Market	1.50
Money Market	1.10
Not Specified	0.40

Largest Holdings

Holdings	(%)
FIDELITY EMERGING MARKET DEBT A MDIST USD	7.90
FIDELITY US HIGH YIELD A MDIST USD	7.00
FIDELITY MONEYBUILDER INCOME A INC	6.90
FIDELITY GLOBAL ENHANCED INCOME FUND W INCOME (MONTHLY) SHARES	6.60
FIDELITY FUNDS - ASIAN HIGH YIELD FUND A-MDIST-USD	6.40

Holdings	(%)
FIDELITY FUNDS - GLOBAL HYBRIDS BOND FUND YUSD	6.10
FIDELITY GLOBAL DIVIDEND W MONTHLY INC	6.00
FIDELITY FUNDS - EUROPEAN HIGH YIELD FUND A-MDIST-EURO	5.40
FIDELITY FUNDS - ASIA PACIFIC DIVIDEND FUND A-MINCOME(G)-USD	4.90
BLACKROCK CONTINENTAL EUROPEAN INCOME FUND CLASS A INC	3.70

* Data supplied by fund managers regarding fixed interests funds may not specify yield type. As the provision of redemption yield is an FCA regulatory requirement Novia assumes these are used.

Important Information

Performance details and yields are as at 30/09/2020. Performance figures are inclusive of net reinvested income. Source: FE. This document is designed only for professional investors and experienced advisers. The value of investments and the income gained may fluctuate. Investors may not get back the full amount invested. Past performance is not a guide to the future.