

Fidelity Extra Income W Acc

Fund Information

Sector
IA Sterling Strategic Bond

Manager's Name
Sajiv Vaid

Date Manager Appointed
Aug 2015

Launch Date
Nov 2013

Fund Size (£m)
£559.33

Yield* (See page2)
3.46 %

XD Dates
Mar 02

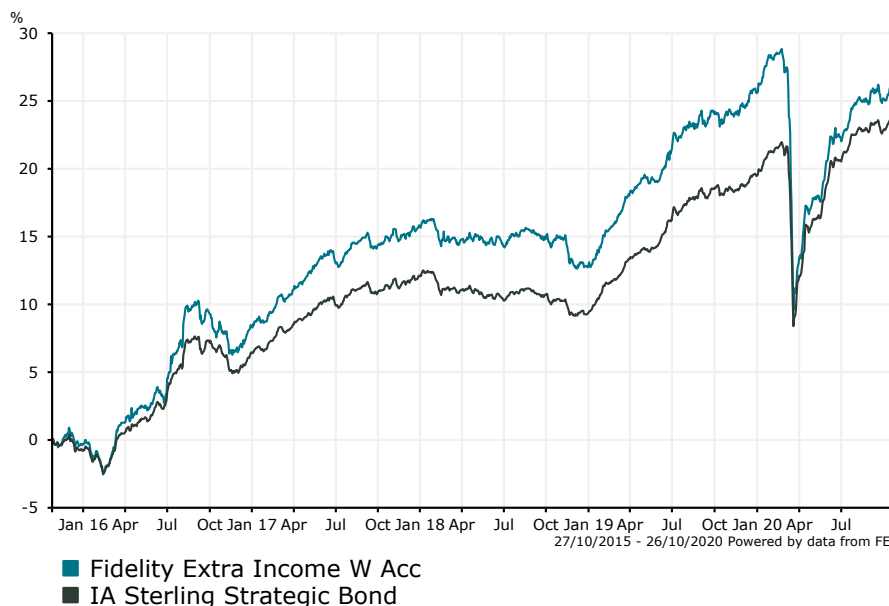
Last Distribution
02/03/20 (XD Date)
30/04/20 (Pay Date)
4.70(Distribution)

OCF
0.71 %

Fund Aim

The Fund aims to deliver an income with the potential to increase the value of your investment.
Sector: IA Sterling Strategic Bond

Performance



Morningstar Analyst Rating
N/A

FE Crown Rating
★★★★★

Discrete Performance - 12 months to 31/12/19

	2019	2018	2017	2016	2015
Fund	11.38	-2.67	6.80	8.86	-0.18
Stock Sector Average	9.26	-2.49	5.31	7.33	-0.19

Cumulative Performance to 30/09/20

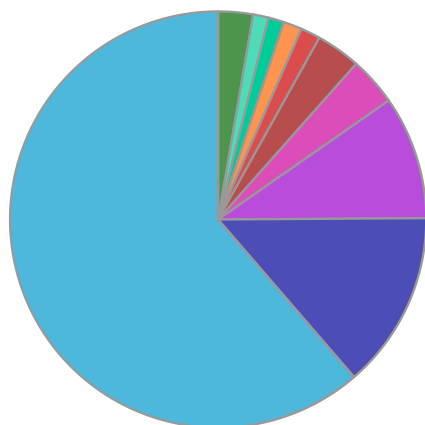
	1 Yr	2 Yrs	3 Yrs	4 Yrs	5 Yrs
Fund	0.81	8.86	9.55	14.48	26.35
Stock Sector Average	3.59	10.93	10.81	14.43	24.00

Performance Analysis - Annualised 3 years

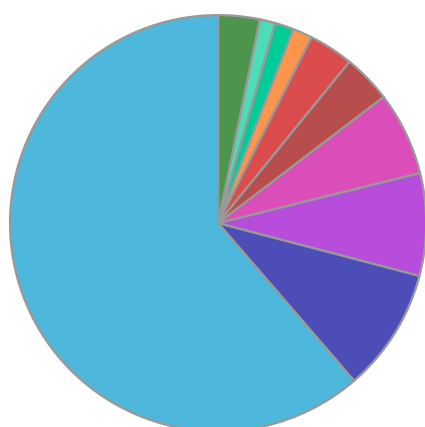
	Growth Rate %	Volatility	Alpha	Beta	Sharpe
Fund	3.09	7.81	-1.47	1.35	0.00
Stock Sector Average	3.48	5.72	0.00	1.00	0.00

Fidelity Extra Income W Acc

Fund Composition



	(%)
UK Fixed Interest	61.33
European Fixed Interest	13.77
American Fixed Interest	9.59
German Fixed Interest	3.76
French Fixed Interest	3.46
Scandinavian Fixed Interest	1.53
Asia Pacific Fixed Interest	1.44
Middle East & African Fixed Interest	1.22
American Emerging Fixed Interest	1.20
Others	2.70



	(%)
UK	61.33
USA	9.59
Europe	7.95
Continental Europe	6.50
Germany	3.76
France	3.46
Scandinavia	1.53
Australasia	1.44
International	1.22
Others	3.22

Largest Holdings

Holdings	(%)
HM TREASURY UNITED KINGDOM DMO 5% GILT 07/03/25 GBP	4.11
ELECTRICITE DE FRANCE	2.42
(VMUKLN) VIRGIN MONEY HLGD	2.11
Aa Bond Co Ltd	1.89
LLOYDS BANKING GROUP PLC	1.88

Holdings	(%)
(TSCOPR) TESCO PROPERTY FIN 2 PLC	1.65
(ATOSTR) AUTOSTRADA PER L'ITALIA	1.65
HSBC BANK FUNDING STER 5.84% VRN PERPETU	1.61
BARCLAYS BANK PLC	1.50
Heathrow Funding Ltd.	1.35

* Data supplied by fund managers regarding fixed interests funds may not specify yield type. As the provision of redemption yield is an FCA regulatory requirement Novia assumes these are used.

Important Information

Performance details and yields are as at 30/09/2020. Performance figures are inclusive of net reinvested income. Source: FE. This document is designed only for professional investors and experienced advisers. The value of investments and the income gained may fluctuate. Investors may not get back the full amount invested. Past performance is not a guide to the future.