

Polar Capital Biotechnology I GBP

Fund Information

Sector

Equity - Pharma Health & Biotech

Manager's Name

David Pinniger

Date Manager Appointed

Oct 2013

Launch Date

Oct 2013

Fund Size(£m)

£977.04

Yield* (See page2)

0.00 %

XD Dates

N/A

Last Distribution

N/A (XD Date)

N/A (Pay Date)

N/A(Distribution)

OCF

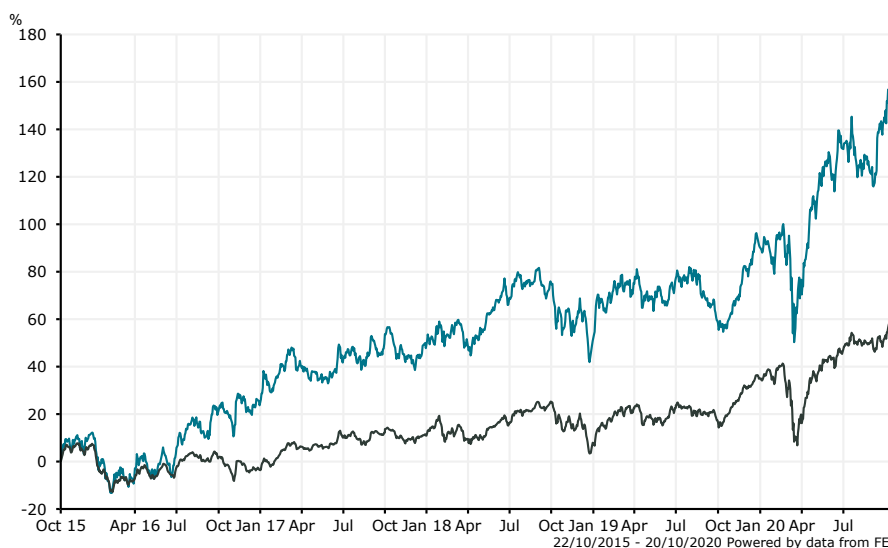
1.17 %

Fund Aim

The Fund aims to preserve capital and achieve long-term capital appreciation by investing throughout the biotechnology ecosystem, across geographies and market capitalisations.

Sector: Equity - Pharma Health & Biotech

Performance



■ Polar Capital Biotechnology I GBP
■ Equity - Pharma Health & Biotech

Morningstar Analyst Rating

N/A

FE Crown Rating

Discrete Performance - 12 months to 31/12/19

	2019	2018	2017	2016	2015
Fund	26.27	2.08	19.46	10.33	19.48
Stock Sector Average	25.02	-2.69	14.94	-9.92	7.24

Cumulative Performance to 30/09/20

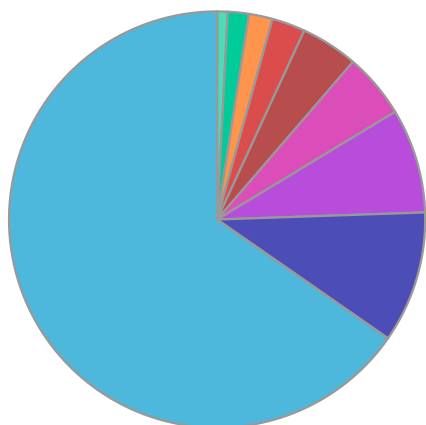
	1 Yr	2 Yrs	3 Yrs	4 Yrs	5 Yrs
Fund	52.70	38.32	62.67	101.57	145.57
Stock Sector Average	29.82	21.76	35.83	50.50	54.27

Performance Analysis - Annualised 3 years

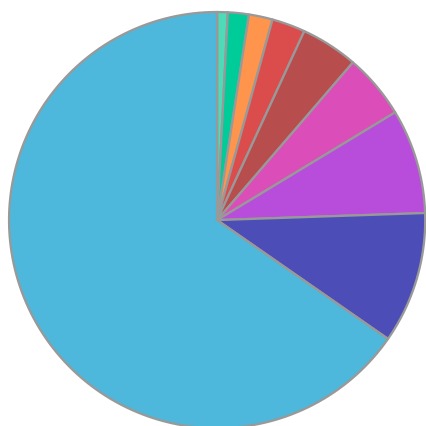
	Growth Rate %	Volatility	Alpha	Beta	Sharpe
Fund	17.61	21.32	5.41	1.15	0.66
Stock Sector Average	10.75	15.93	0.00	1.00	0.45

Polar Capital **Biotechnology I GBP**

Fund Composition



	(%)
US Equities	65.33
Money Market	10.21
UK Equities	8.12
Dutch Equities	5.02
Danish Equities	4.44
French Equities	2.59
Canadian Equities	1.84
German Equities	1.63
Swedish Equities	0.82



	(%)
USA	65.33
Money Market	10.21
UK	8.12
Netherlands	5.02
Denmark	4.44
France	2.59
Canada	1.84
Germany	1.63
Sweden	0.82

Largest Holdings

Holdings	(%)
REGENERON PHARMACEUTICALS INC	6.71
ARGENX SE	5.02
VERTEX PHARMACEUTICALS INC	5.01
INCYTE CORP	4.47
EXELIXIS INC	4.01

Holdings	(%)
NANOSTRING TECHNOLOGIES INC	3.76
ALEXION PHARMACEUTICALS INC	3.51
PACIFIC BIOSCIENCES OF CALIFORNIA	2.97
HORIZON THERAPEUTICS PLC	2.91
GENMAB AS	2.76

* Data supplied by fund managers regarding fixed interests funds may not specify yield type. As the provision of redemption yield is an FCA regulatory requirement Novia assumes these are used.

Important Information

Performance details and yields are as at 30/09/2020. Performance figures are inclusive of net reinvested income. Source: FE. This document is designed only for professional investors and experienced advisers. The value of investments and the income gained may fluctuate. Investors may not get back the full amount invested. Past performance is not a guide to the future.