

Sarasin Global Dividend P Acc

Fund Information

Sector

IA Global Equity Income

Manager's Name

Jeremy Thomas

Date Manager Appointed

Jan 2018

Launch Date

Dec 2013

Fund Size(£m)

£148.35

Yield* (See page2)

2.54 %

XD Dates

Jul 01, Apr 01, Jan 02, Oct 01

Last Distribution

01/07/20 (XD Date)

25/08/20 (Pay Date)

1.80(Distribution)

OCF

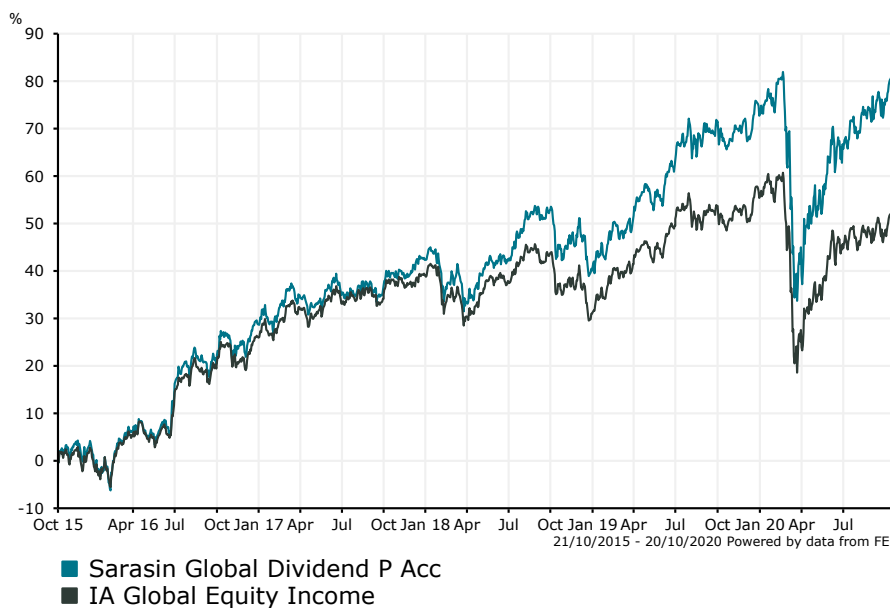
0.98 %

Fund Aim


The Fund seeks to achieve an income of at least 15% higher than the MSCI All Countries World Index and to provide growth (through increases in investment value) over a rolling five-year period through investment in the shares of companies from around the world.

Sector: IA Global Equity Income

Performance



Morningstar Analyst Rating
N/A

FE Crown Rating


Discrete Performance - 12 months to 31/12/19					
	2019	2018	2017	2016	2015
Fund	23.34	-1.62	10.56	24.18	6.97
Stock Sector Average	18.63	-5.83	10.37	23.21	1.53

Cumulative Performance to 30/09/20					
	1 Yr	2 Yrs	3 Yrs	4 Yrs	5 Yrs
Fund	2.20	14.56	28.68	45.31	84.49
Stock Sector Average	-3.91	2.85	10.04	23.60	54.09

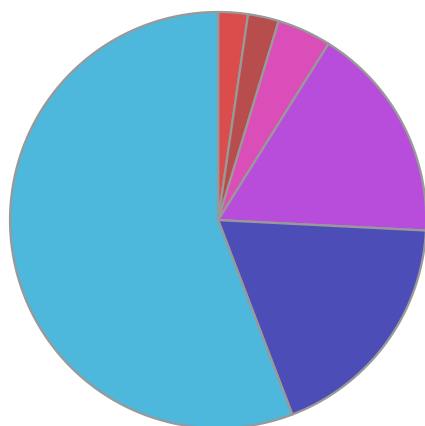
Performance Analysis - Annualised 3 years					
	Growth Rate %	Volatility	Alpha	Beta	Sharpe
Fund	8.77	13.22	5.35	1.02	0.40
Stock Sector Average	3.24	12.66	0.00	1.00	0.00

Sarasin Global Dividend P Acc

Fund Composition



	(%)
Information Technology	17.00
Financials	14.50
Industrials	13.40
Health Care	13.10
Materials	10.60
Consumer Discretionary	8.70
Consumer Staples	7.80
Utilities	7.60
Real Estate	7.20



	(%)
North America	55.80
UK	18.40
Europe ex UK	16.90
Global Emerging Markets	4.20
Japan	2.40
Pacific ex-Japan	2.30

Largest Holdings

Holdings	(%)
BROADCOM INC	3.60
HOME DEPOT INC	3.10
ENEL SPA	2.90
TAIWAN SEMICONDUCTOR CO	2.80
JPMORGAN CHASE & CO	2.70

Holdings	(%)
CROWN CASTLE INTERNATIONAL CORP	2.70
SMITH(DS) PLC	2.60
COLGATE-PALMOLIVE CO	2.60
UNILEVER	2.60
CME GROUP INC	2.50

* Data supplied by fund managers regarding fixed interests funds may not specify yield type. As the provision of redemption yield is an FCA regulatory requirement Novia assumes these are used.

Important Information

Performance details and yields are as at 30/09/2020. Performance figures are inclusive of net reinvested income. Source: FE. This document is designed only for professional investors and experienced advisers. The value of investments and the income gained may fluctuate. Investors may not get back the full amount invested. Past performance is not a guide to the future.